


TECHNICAL MANUAL
UNIT, DIRECT SUPPORT, AND GENERAL SUPPORT MAINTENANCE
REPAIR PARTS AND SPECIAL TOOLS LIST
FOR
TRUCK, 5-TON, 6X6, M939, M939A1, M939A2
SERIES TRUCKS (DIESEL)



TRUCK, CARGO: 5-TON, 6X6, DROPSIDE,

M923 (2320-01-050-2084) (EIC: BRY); M923A1 (2320-01-206-4087) (EIC: BSS); M923A2 (2320-01-230-0307) (EIC: BS7);
M925 (2320-01-047-8769) (EIC: BRT); M925A1 (2320-01-206-4088) (EIC: BST); M925A2 (2320-01-230-0308) (EIC: BS8);

TRUCK, CARGO: 5-TON, 6X6 XLWB,

M927 (2320-01-047-8771) (EIC: BRV); M927A1 (2320-01-206-4089) (EIC: BSW); M927A2 (2320-01-230-0309) (EIC: BS9);
M928 (2320-01-047-8770) (EIC: BRU); M928A1 (2320-01-206-4090) (EIC: BSX); M928A2 (2320-01-230-0310) (EIC: BTM);

TRUCK, DUMP: 5-TON, 6X6,

M929 (2320-01-047-8756) (EIC: BTH); M929A1 (2320-01-206-4079) (EIC: BSY); M929A2 (2320-01-230-0305) (EIC: BTN);
M930 (2320-01-047-8755) (EIC: BTG); M930A1 (2320-01-206-4080) (EIC: BSZ); M930A2 (2320-01-230-0306) (EIC: BTO);

TRUCK, TRACTOR: 5-TON, 6X6,

M931 (2320-01-047-8753) (EIC: BTE); M931A1 (2320-01-206-4077) (EIC: BS2); M931A2 (2320-01-230-0302) (EIC: BTP);
M932 (2320-01-047-8752) (EIC: BTD); M932A1 (2320-01-205-2684) (EIC: BS55); M932A2 (2320-01-230-0303) (EIC: BTQ);

TRUCK, VAN, EXPANSIBLE: 5-TON, 6X6,

M934 (2320-01-047-8750) (EIC: BTB); M934A1 (2320-01-205-2682) (EIC: BS4); M934A2 (2320-01-230-0300) (EIC: BTR);

TRUCK, MEDIUM WRECKER: 5-TON, 6X6,

M936 (2320-01-047-8754) (EIC: BTF); M936A1 (2320-01-206-4078) (EIC: BS6); M936A2 (2320-01-230-0304) (EIC: BTT).

DISTRIBUTION STATEMENT A - Approved for public release; distribution is unlimited.

DEPARTMENTS OF THE ARMY AND THE AIR FORCE
FEBRUARY 1999

TECHNICAL MANUAL
NO. 9-2320-272-24P-2

HEADQUARTERS
DEPARTMENTS OF THE ARMY AND THE AIR FORCE
Washington D.C., 1 February 1999

TECHNICAL ORDER
NO. 36A12-1C-1155-4-2

**UNIT, DIRECT SUPPORT, AND GENERAL SUPPORT MAINTENANCE
REPAIR PARTS AND SPECIAL TOOLS LIST
FOR
TRUCK, 5-TON, 6X6, M939, M939A1, AND M939A2 SERIES TRUCKS (DIESEL)**

TRUCK	MODEL	EIC	NSN WITHOUT WINCH	NSN WITH WINCH
Cargo, Dropside	M923	BRY	2320-01-050-2084	
Cargo, Dropside	M923A1	BSS	2320-01-206-4087	
Cargo, Dropside	M923A2	BS7	2320-01-230-0307	
Cargo, Dropside	M925	BRT		2320-01-047-8769
Cargo, Dropside	M925A1	BST		2320-01-206-4088
Cargo, Dropside	M925A2	BS8		2320-01-230-0308
Cargo	M927	BRV	2320-01-047-8771	
Cargo	M927A1	BSW	2320-01-206-4089	
Cargo	M927A2	BS9	2320-01-230-0309	
Cargo	M928	BRU		2320-01-047-8770
Cargo	M928A1	BSX		2320-01-206-4090
Cargo	M928A2	BTM		2320-01-230-0310
Dump	M929	BTH	2320-01-047-8756	
Dump	M929A1	BSY	2320-01-206-4079	
Dump	M929A2	BTN	2320-01-230-0305	
Dump	M930	BTG		2320-01-047-8755
Dump	M930A1	BSZ		2320-01-206-4080
Dump	M930A2	BTO		2320-01-230-0306
Tractor	M931	BTE	2320-01-047-8753	
Tractor	M931A1	BS2	2320-01-206-4077	
Tractor	M931A2	BTP	2320-01-230-0302	
Tractor	M932	BTD		2320-01-047-8752
Tractor	M932A1	BS5		2320-01-205-2684
Tractor	M932A2	BTQ		2320-01-230-0303
Van, Expansible	M934	BTB	2320-01-047-8750	
Van, Expansible	M934A1	BS4	2320-01-205-2682	
Van, Expansible	M934A2	BTR	2320-01-230-0300	
Medium Wrecker	M936	BTF		2320-01-047-8754
Medium Wrecker	M936A1	BS6		2320-01-206-4078
Medium Wrecker	M936A2	BTT		2320-01-230-0304

REPORTING OF ERRORS AND RECOMMENDING IMPROVEMENTS

You can help improve this manual. If you find any mistakes or if you know of a way to improve the procedures, please let us know. Mail your letter or DA Form 2028 (Recommended Changes to Publications and Blank Forms), or DA Form 2028-2 located in back of this manual, directly to: Director, Armament and Chemical Acquisition and Logistics Activity, ATTN: AMSTA-AC-NML, Rock Island, IL 61299-7630. A reply will be furnished to you. You may also provide DA Form 2028-2 information via datafax or e-mail: -

- E-mail: amsta-ac-nml. @ria-emh2.army.mil
- Fax: DSN 783-0726 or commercial (309) 782-0726

DISTRIBUTION STATEMENT A - Approved for public release; distribution is unlimited.

TABLE OF CONTENTS

	Page	Illus Figure
Section I	INTRODUCTION	1
Section II	REPAIR PARTS LIST	1-1
Group 01	ENGINE	1-1 1
	0100 Engine and Container Assembly (M939, M939A1)	1-1 1
	0100 Engine and Container Assembly (M939A2)	2-1 2
	0100 Engine Lifting Brackets (M939, M939A1)	3-1 3
	0100 Engine Lifting Brackets (M939A2)	4-1 4
	0100 Engine Mounts (M939, M939A1)	5-1 5
	0100 Engine Mounts (M939A2)	6-1 6
	0101 Cylinder Block Assembly (M939, M939A1)	7-1 7
	0101 Cylinder Block Assembly (M939A2)	8-1 8
	0101 Cylinder Head Assembly, Gasket, and Mounting Hardware (M939, M939A1)	9-1 9
	0101 Cylinder Head Assembly, Gasket, and Mounting Hardware (M939A2)	10-1 10
	0101 Engine Access Cover (M939, M939A1)	11-1 11
	0102 Crankshaft Assembly (M939, M939A1)	12-1 12
	0102 Crankshaft Assembly (M939A2)	13-1 13
	0103 Flywheel Gear Assembly and Housing (M939, M939A1)	14-1 14
	0103 Flywheel Housing and Flexplate (M939A2)	15-1 15
	0103 Crankshaft Rear Cover (M939, M939A1)	16-1 16
	0104 Piston and Rod Assembly (M939, M939A1)	17-1 17
	0104 Piston and Rod Assembly (M939A2)	18-1 18
	0105 Front Gear Cover (M939, M939A1)	19-1 19
	0105 Front Gear Cover (M939A2)	20-1 20
	0105 Camshaft, Gear, and Related Parts (M939, M939A1)	21-1 21
	0105 Camshaft, Gear, and Related Parts (M939A2)	22-1 22
	0105 Cam Follower, Housing, and Push Rods (M939, M939A1)	23-1 23
	0105 Valves, Springs, Guides, and Miscellaneous Parts (M939, M939A1)	24-1 24
	0105 Valves, Springs, Guides, and Miscellaneous Parts (M939A2)	25-1 25
	0105 Rocker Arms and Miscellaneous Hardware (M939, M939A1)	26-1 26
	0105 Rocker Arms and Miscellaneous Hardware (M939A2)	27-1 27
	0105 Valve Cover and Gasket (M939, M939A1)	28-1 28
	0105 Valve Cover and Gasket (M939A2)	29-1 29
	0106 Engine Oil Filter (M939, M939A1)	30-1 30
	0106 Engine Oil Cooler Assembly (M939, M939A1)	31-1 31
	0106 Engine Oil Cooler and Filter (M939A2)	32-1 32
	0106 Engine Oil Pump (M939, M939A1)	33-1 33
	0106 Engine Oil Dipstick and Tube (M939, M939A1)	34-1 34
	0106 Engine Oil Pump and Dipstick (M939A2)	35-1 35
	0106 Engine Oil Pump Lines and Fittings (M939, M939A1)	36-1 36
	0106 Engine Oil Pan and Related Parts (M939, M939A1)	37-1 37
	0106 Engine Oil Pan and Related Parts (M939A2)	38-1 38
	0106 Engine Oil Draft Tube (M939, M939A1)	39-1 39
	0106 Crankshaft Breather Tube (M939A2)	40-1 40
	0108 Air Intake Manifold (M939, M939A1)	41-1 41
	0108 Exhaust Manifold (M939, M939A1)	42-1 42
	0108 Exhaust Manifold (M939A2)	43-1 42
	0109 Accessory Drive, Pulley, and Related Parts (M939, M939A1)	44-1 43
	0109 Tachometer Access Cover (M939A2)	45-1 44
Group 03	FUEL SYSTEM	46-1 46
	0301 Fuel Injector Assembly and Related Parts (M939, M939A1)	46-1 46
	0301 Fuel Injector Assembly (M939A2)	47-1 47

TABLE OF CONTENTS (Cont'd)

	Page	Illus Figure
0301 Fuel Injector Supply Tubes (M939A2)	48-1	48
0302 Fuel Pump Assembly, AFC (M939, M939A1)	49-1	49
0302 Fuel Pump Governor and Tachometer Drive Assembly, AFC (M939, M939A1)	50-1	50
0302 Fuel Pump Housing, AFC (M939, M939A1)	51-1	51
0302 Fuel Pump Damper (M939, M939A1)	52-1	52
0302 Fuel Gear Pump Assembly and Mounting Hardware (M939, M939A1)	53-1	53
0302 Fuel Pump Assembly with VS Governor (M939, M939A1)	54-1	54
0302 Fuel Pump Governor and Tachometer Drive Assembly, VS (M939, M939A1)	55-1	55
0302 Fuel Pump Housing, VS (M939, M939A1)	56-1	56
0302 Fuel Injector Pump (M939A2)	57-1	57
0302 Fuel Injector Pump, Camshaft, and Related Parts (M939A2)	58-1	58
0302 Fuel Injector Pump Plunger and Control Rack (M939A2)	59-1	59
0302 Fuel Transfer Pump (M939A2)	60-1	60
0304 Air Cleaner Indicator and Related Parts	61-1	61
0304 Air Intake System (M939, M939A1)	62-1	62
0304 Air Intake System (M939A2)	63-1	63
0305 Turbocharger Hoses and Clamps (M939A2)	64-1	64
0305 Turbocharger Assembly (M939A2)	65-1	65
0306 Fuel Crossover, Drain, and Bypass Tubing	66-1	66
0306 Fuel Tank Mounting, Single Tank, L.H.	67-1	67
0306 Fuel Tank Mounting, Single Tank, R.H.	68-1	68
0306 Fuel Tank Mounting, Dual Tank	69-1	69
0306 Fuel Tank Vent Lines, Single, L.H.	70-1	70
0306 Fuel Tank Supply and Return Lines, Single, L.H. (M939, M939A1)	71-1	71
0306 Fuel Tank Supply and Return Lines, Single, L.H. (M939A2)	72-1	72
0306 Fuel Tank Vent Lines, Single, R.H.	73-1	73
0306 Fuel Tank Supply and Return Lines, Single, R.H.	74-1	74
0306 Fuel Tank Supply and Return Lines, Dual	75-1	75
0306 Fuel Tank Lines, Dual, L.H.	76-1	76
0306 Fuel Tank Selector Valve to R H. Fuel Tank Lines, Dual	77-1	77
0306 Dual Fuel Tank Supply and Return Lines (M939A2)	78-1	78
0306 Fuel Tank Fuel Lines to L.H. Tank, Wrecker	79-1	79
0306 Dual Fuel Tank Fuel Lines to R.H. Tank, Wrecker	80-1	80
0306 Fuel Tank Selector Valve Assembly and Related Parts	81-1	81
0306 Fuel Tank Assembly	82-1	82
0306 Fuel Tank Protector Plate and Mounting Hardware	83-1	83
0308 Fuel Pump Governor, AFC (M939, M939A1)	84-1	84
0308 Fuel Pump Spring Pack, AFC (M939, M939A1)	85-1	85
0308 Fuel Pump Governor, VS (M939, M939A1)	86-1	86
0308 Fuel Pump Lower Spring Pack, VS (M939, M939A1)	87-1	87
0308 Fuel Pump Upper Spring Pack, VS (M939, M939A1)	88-1	88
0308 Manifold Pressure Compensator Assembly and Related Parts (M939A2)	89-1	89
0308 Governor Cover and Related Parts (M939A2)	90-1	90
0308 Flyweight Assembly (M939A2)	91-1	91
0308 Governor Housing (M939A2)	92-1	92
0309 Fuel Filter, Water Separator, and Mounting Hardware (M939, M939A1)	93-1	93
0309 Fuel Filter/Water Separator (M939A2)	94-1	94
0309 Fuel Pump Filter, AFC (M939, M939A1)	95-1	95
0309 Fuel Pump Filter, VS (M939, M939A1)	96-1	96

TABLE OF CONTENTS (Cont'd)

	Page	Illus Figure
0311 Ether Start Cylinder, Switch, and Related Lines and Fittings.....	97-1	97
0311 Atomizer Nozzle (M939A2).....	98-1	98
0311 Fuel Primer Pump.....	99-1	99
0312 Accelerator Controls and Linkage (M939, M939A1)	100-1	100
0312 Accelerator and Throttle Linkage (M939A2).....	101-1	101
Group 04 EXHAUST SYSTEM	102-1	102
0401 Muffler, Exhaust Pipes, and Related Parts	102-1	102
0401 Exhaust System (M939A2).....	103-1	103
Group 05 COOLING SYSTEM	104-1	104
0501 Radiator Hoses and Mounting Hardware (M939, M939A1)	104-1	104
0501 Upper Radiator Mounting Hardware and Hoses (M939, M939A1)	105-1	105
0501 Lower Radiator Mounting Hardware (M939, M939A1)	106-1	106
0501 Radiator Assembly and Mounting Hardware (M939A2)	107-1	107
0501 Radiator Assembly	108-1	108
0501 Surge Tank Assembly, Hoses, and Mounting Hardware (M939, M939A1).....	109-1	109
0501 Surge Tank Assembly (M939A2).....	110-1	110
0501 Surge Tank Lines and Clamps (M939A2).....	111-1	111
0502 Shroud Assembly and Mounting Hardware (M939, M939A1).....	112-1	112
0502 Radiator Fan Shroud (M939A2).....	113-1	113
0503 Thermostat, Housing, Seal, and Mounting Hardware (M939, M939A1).....	114-1	114
0503 Thermostat and Housing Assembly (M939A2).....	115-1	115
0503 Water Manifold, Cover, and Mounting Hardware (M939, M939A1).....	116-1	116
0503 Air Compressor Coolant Lines and Related Parts (M1939, M939A1).....	117-1	117
0504 Water Pump Assembly, Seals, and Mounting Hardware (M939, M939A1).....	118-1	118
0504 Water Pump (M939A2)	119-1	119
0505 Fan Clutch Assembly, Fan, and Belts (M939, M939A1).....	120-1	120
0505 Fan Assembly (M939A2).....	121-1	121
0505 Fan Drive Clutch Assembly (M939A2).....	122-1	122
0505 Belt Tensioner Pulley (M939A2)	123-1	123
0507 Engine Aftercooler (M939A2)	124-1	124
Group 06 ELECTRICAL SYSTEM.....	125-1	125
0601 Alternator Assembly, Mounting Hardware, Belts, and Pulley (M939, M939A1).....	125-1	125
0601 Alternator Mounting (M939A2).....	126-1	126
0603 Starting Motor Assembly and Mounting Hardware (M939, M939A1).....	127-1	127
0603 Starter Assembly (M939A2)	128-1	128
0606 Shutdown Valve and Mounting Hardware (M939, M939A1).....	129-1	129
0606 Throttle Control Solenoid (M939A2).....	130-1	130
0607 Control Panel, Light Switch, and Fuel Tank Selector Switch	131-1	131
0607 Instrument Cluster Assembly.....	132-1	132
0607 Instrument Cluster Assembly (M939A2).....	133-1	133
0607 Instrument Panel, Floodlight, Heater, Warning Switches, Lamp Holder, and Auxiliary Receptacle.....	134-1	134
0607 Circuit Breakers(M939, M939A1).....	135-1	135
0607 Control Unit and Directional Flasher.....	136-1	136
0607 Protective Control Box, High Beam Switch, and Mounting Hardware.....	137-1	137
0608 CTIS Electrical Wiring Harness (M939A2)	138-1	138
0609 Taillight Assembly and Mounting Hardware.....	139-1	139

TABLE OF CONTENTS (Cont'd)

	Page	Illus Figure
0609 Front Composite Light and Mounting Hardware	140-1	140
0609 Blackout Lamp and Headlight.....	141-1	141
0609 Taillight and Blackout Light Brackets and Mounting Hardware	142-1	142
0609 Side Marker Lights, Brackets, and Mounting Hardware	143-1	143
0609 Floodlight Assembly	144-1	144
0610 Fuel Pressure Transducer and Support, Fuel Level Transmitter, Parking Brake, and Warning Control Device.....	145-1	145
0610 Low Air Warning Switch, Mechanical Tachometer, Transmission Temperature Transmitter, Coolant Temperature Sending Unit, Oil Pressure Transmitter, and Stoplight Switch	146-1	146
0610 Temperature Transmitter and Tachometer Pulse Sender (M939A2)	147-1	147
0611 Horn Assembly, Related Tubing, and Mounting Bracket	148-1	148
0611 Horn Button and Diode Coupling Assembly.....	149-1	149
0611 Horn Cover, Brush, and Capacitor Assembly.....	150-1	150
0612 Batteries, Cables, and Related Parts	151-1	151
0612 Battery Cables (M939A2)	152-1	152
0612 Battery Box Assembly, Cover, and Mounting Hardware	153-1	153
0612 Slave Receptacle, Cable Assemblies, and Mounting Hardware.. ..	154-1	154
0613 Electrical Ground Straps (M939, M939A1)	155-1	155
0613 Electrical Ground Straps (M939A2).....	156-1	156
0613 Harness Assembly, Front Vehicle Lights	157-1	157
0613 Front Wiring Harness, Assembly	158-1	158
0613 Front Wiring Harness, Partial View	159-1	159
0613 Front Wiring Harness, Partial View (M939A2).....	160-1	160
0613 Front Wiring Harness Clamps and Hardware.....	161-1	161
0613 Front Wiring Harness Clamps and Hardware.....	162-1	162
0613 Front Wiring Harness Bracket and Hardware.....	163-1	163
0613 Rear Wiring Harness Assembly, Cargo.	164-1	164
0613 Rear Wiring Harness Assembly, Wrecker.....	165-1	165
0613 Rear Wiring Harness Assembly, Dump	166-1	166
0613 Rear Wiring Harness Assembly, Tractor.....	167-1	167
0613 Rear Wiring Harness Assembly, Van	168-1	168
0613 Rear Wiring Harness Assembly, Chassis	169-1	169
0613 Crane Wiring Leads	170-1	170
0613 Wrecker Crane Boom Wiring Harness	171-1	171
0613 Side Marker Light Leads	172-1	172
0613 Side Marker Light Leads	173-1	173
0613 Instrument Cluster Harness.....	174-1	174
Group 07 TRANSMISSION	176-1	176
0700 Transmission Assembly and Shipping Container	176-1	176
0700 Transmission Mounting Hardware, Fluid Dipstick, and Tube Assembly (M939, M939A1).....	177-1	177
0700 Transmission Mounting Bracket (M939A2)	178-1	178
0700 Transmission Dipstick Tube (M939A2).....	179-1	179
0705 Transmission Shift Quadrant Control Cable and Neutral Safety Switch (M939, M939A1)	180-1	180
0705 Transmission Shift Control Cable and Related Parts (M939A2)	181-1	181
0705 Wrecker Governor Piping and Capacitor Assembly.....	182-1	182
0705 Transmission Modulator and Cable Assembly (M939, M939A1).....	183-1	183
0705 Transmission Modulator and Cable Assembly (M939A2)	184-1	184
0708 Torque Converter and Lockup Clutch.....	185-1	185
0710 Adapter Housing and Low Planetary Carrier Assembly	186-1	186
0710 Housing Assembly and Forward Clutch	187-1	187

TABLE OF CONTENTS (Cont'd)

	Page	Illus Figure
0710 Main Shaft and Carrier Assembly	188-1	188
0710 Transmission Housing, Oil Filter, Oil Pan, and Mounting Hardware.....	189-1	189
0710 Rear Cover Assembly and Related Parts	190-1	190
0713 First Clutch	191-1	191
0713 Second, Third, and Fourth Clutch Assembly, and Center Support (Transmission P/N 6885292)	192-1	192
0713 Second, Third, and Fourth Clutch Assembly, and Center Support (Transmission P/N 23040127)	193-1	193
0713 Low Clutch.....	194-1	194
0714 Control Valve Assembly and Mounting Hardware	195-1	195
0714 Modulated Lockup Valve and Mounting Hardware	196-1	196
0714 Low Shift Signal Valve, Low Trimmer Valve, and Mounting Hardware.....	197-1	197
0714 Transmission Tubing, Governor, and Filter Assembly	198-1	198
0721 Transmission Vent Line.....	199-1	199
0721 Oil Pump and Front Support Assembly (Transmission P/N 6885292).....	200-1	200
0721 Oil Pump and Front Support Assembly (Transmission P/N 23040127)	201-1	201
0721 Transmission Oil Cooler and Mounting Hardware.....	202-1	202
0721 Transmission Oil Cooler and Fittings.....	203-1	203
0721 Oil Hoses, Filter, and Mounting Hardware (M939, M939A1).....	204-1	204
0721 Oil Hoses (M939A2)	205-1	205
Group 08 TRANSFER CASE ASSEMBLY	206-1	206
0800 Transfer Case and Shipping Container	206-1	206
0801 Transfer Case Mounting Hardware, Housing, Flanges, and Speedometer Drive.....	207-1	207
0801 Transfer Case Housing, Output Shaft, and Cover	208-1	208
0801 Transfer Housing Input and Intermediate Drive Shafts	209-1	209
0802 Transfer Clutch Assembly and Synchronizer Assemble.....	210-1	210
0803 Transfer Controls.....	211-1	211
0803 Transfer Air Control Lines	212-1	212
0803 Transfer Air-Actuated Controls and Interlock Valve	213-1	213
0803 Transfer Air-Actuated Controls and Manifold Fittings	214-1	214
0803 Transfer Air-Actuated Controls	215-1	215
0803 Transfer Shift Mechanisms.....	216-1	216
0804 Transfer Oil Pump and Related Parts.....	217-1	217
Group 09 PROPELLER SHAFTS AND UNIVERSAL JOINTS	218-1	218
0900 Propeller Shaft Assembly, Front Axle to Transfer Shaft (Dana) (M939, M939A1)	218-1	218
0900 Propeller Shaft Assembly, Front Axle to Transfer Shaft (Rockwell) (M939, M939A1)	219-1	219
0900 Propeller Shaft Assembly, Transfer to Front Axle Shaft (Dana) (M939, M939A1).....	220-1	220
0900 Propeller Shaft Assembly, Transfer to Front Axle Shaft (Rockwell) (M939, M939A1)	221-1	221
0900 Propeller Shaft Assembly, Transfer to Front Axle Shaft (M939A2)	222-1	222
0900 Propeller Shaft Assembly, Transmission to Transfer (M939, M939A1).....	223-1	223

TABLE OF CONTENTS (Cont'd)

	Page	Illus Figure
0900 Propeller Shaft Assembly, Transmission to Transfer (M939A2)	224-1	224
0900 Propeller Shaft Assembly, Transfer to Forward Rear Axle (Longwheel Base)	225-1	225
0900 Propeller Shaft Assembly, Forward Rear Axle to Forward Rear Axle (Short Wheelbase)	226-1	226
0900 Propeller Shaft Assembly, Transfer to Forward Rear Axle (X-Long Wheelbase)	227-1	227
0900 Propeller Shaft Assembly, Forward Rear Axle to Rear Rear Axle (Dana)	228-1	228
0900 Propeller Shaft Assembly, Forward Rear Axle to Rear Rear Axle (Rockwell)	229-1	229
Group 10 FRONT AXLE	230-1	230
1000 Front Axle and Housing Assembly (M939, M939A1)	230-1	230
1000 Front Axle and Housing Assembly (M939A2)	231-1	231
1002 Front Axle Differential Assembly	232-1	232
1002 Front Axle Differential Carrier Assembly, Access Covers, and Related Parts	233-1	233
1002 Front Axle Differential Through Shaft, Gears, and Flange Assemblies	234-1	234
1002 Front Axle Differential Helical Drive Pinion and Related Parts	235-1	235
1004 Spindle Shaft Assembly, Universal Shaft, and Knuckle Assembly	236-1	236
Group 11 REAR AXLE	237-1	237
1100 Forward Rear and Rear Rear Axle Assemblies (M939, M939A1)	237-1	237
1100 Forward Rear and Rear Rear Axle Assemblies (M939A2)	238-1	238
1102 Rear Axle Differential Assembly and Mounting Hardware	239-1	239
1102 Rear Axle Differential Carrier Assembly, Access Cover, and Related Parts	240-1	240
1102 Rear Axle differential Through Shaft, Gears, and Flange Assemblies	241-1	241
1102 Rear Axle Differential Helical Drive Pinion and Related Parts	242-1	242
Group 12 BRAKES	243-1	243
1201 Parking Brake Lever Assembly, Cable, and Mounting Hardware	243-1	243
1201 Parking Brake Shoe Assembly, Drum, Dust Shield, and Related Parts	244-1	244
1202 Front Axle Brake and Spider Assembly	245-1	245
1202 Rear Axle Brake and Spider Assembly	246-1	246
1202 Service Brake Mounting Plate (M939A2)	247-1	247
1206 Treadle Valve Assembly	248-1	248
1206 Treadle Valve Assembly, Basic	249-1	249
1208 Air Chambers, Front and Rear Brakes	250-1	250
1208 Rear Axle Fail-safe Brake Chamber Assembly	251-1	251
1208 Front Service Half Coupling, Air Brake Valve, and Related Parts	252-1	252
1208 Air Control Lines, Front Service Check Valve to Brake Chambers	253-1	253
1208 Double-check Valves and Related Service Air Lines	254-1	254
1208 Rear Service Half Coupling and Mounting Hardware	255-1	255
1208 Quick Release Valve, Air Brake Valves, and Related Lines	256-1	256
1208 Treadle Valve to Secondary Relay Valve and Primary Relay Valve to Half Coupling Lines	257-1	257
1208 Primary and Secondary Relay Valve, Mounting Hardware, and Related Lines	258-1	258

TABLE OF CONTENTS (Cont'd)

	Page	Illus Figure
1208 Forward Rear Axle Air Brake Chamber Control Lines and Mounting Hardware	259-1	259
1208 Rear Rear Axle Air Brake Chamber Control Lines and Mounting Hardware	260-1	260
1208 Front Emergency Half Coupling and Related Lines	261-1	261
1208 Rear Emergency Half Couplings and Mounting Hardware	262-1	262
1208 Air Compressor to Wet Reservoir Air Supply Lines	263-1	263
1208 Primary, Secondary, Wet Reservoirs, and Related Lines	264-1	264
1208 Air Tank Reservoirs, Drainvalves, and Related Lines	265-1	265
1208 Spring Brake Reservoir, Mounting Hardware, Spring Brake Release Valve, and Related Air Supply Lines	266-1	266
1208 Air Supply Lines, Double-check Valve to Coupling to Push-Pull Valve, and Supply Line Quick Release Valve to Tee to Fail-Safe Tee	267-1	267
1208 Fail-safe Air Brake Chamber Lines	268-1	268
1208 Air Supply Lines, Treadle Valve to Primary and Secondary Air Tanks, and Relay Valves	269-1	269
1208 Dash Control Air Supply Lines, Spring Brake Control Valve to Primary and Secondary Air Reservoirs	270-1	270
1208 Treadle Valve to Quick Release Valve and Air Intake Tubing	271-1	271
1208 Front Brake Chamber Vent Lines and Limiting Valve	272-1	272
1208 Vent Lines, Air Intake Manifold to Primary and Secondary Relay Valves, and Rear Axle Vent Lines	273-1	273
1208 Secondary Vent Lines, Rear Axle Brake Chambers to Fail-safe Brake Chamber	274-1	274
1208 Primary Vent Lines, Rear Axle Air Brake	275-1	275
1208 Alcohol Evaporator and Air Compressor to Air Governor Lines	276-1	276
1208 Clutch Fan Actuator and Related Air Lines	277-1	277
1208 Pressure Regulator, Double-check Valves, and Air Lines	278-1	278
1208 Brake Lock Valve and Air Lines	279-1	279
1208 Front Air Brake Chamber Valve Assembly	280-1	280
1208 Rear Brake Relay Valve Assembly	281-1	281
1208 Air Brake Governor Assembly and Mounting Hardware	282-1	282
1208 Spring Brake Release Control Valve Assembly	283-1	283
1209 Air Compressor Assembly (M939, M939A1)	284-1	284
1209 Air Compressor Mounting and Lines (M939A2)	285-1	285
1209 Air Compressor Assembly (M939A2)	286-1	286
1209 Air Compressor Lines (M939A2)	287-1	287
1211 Trailer Brake Control Valve, Hand Valve, and Related Lines	288-1	288
1211 Trailer Air Supply Valve Assembly	289-1	289
1211 Tractor Protection Valve, Double-check Valve, and Trailer Service Air Lines	290-1	290
1211 Trailer Brake Lines, Emergency and Service Couplings, and Related Lines	291-1	291
Group 13 WHEELS	292-1	292
1311 Wheel Assembly	292-1	292
1311 Front Wheel Hub and Drum Assembly (M939, M939A1)	293-1	293
1311 Front Wheel Hub and Drum Assembly (M939A2)	294-1	294
1311 Rear Wheel Hub and Drum Assembly (M939, M939A1)	295-1	295
1311 Rear Wheel Hub and Drum Assembly (M939A2)	296-1	296
1311 Front Axle Wheel Valve Installation (M939A2)	297-1	297
1311 Wheel Valve Assembly (M939A2)	298-1	298
1311 Rear Axle Wheel Valve Assembly (M939A2)	299-1	299
1313 Tire and Tube Assembly	300-1	300

TABLE OF CONTENTS (Cont'd)

		Page	Illus Figure
Group 14	STEERING	301-1	301
	1401 Steering Column, Wheel, and Propeller Shaft	301-1	301
	1401 Stone Shield and Pitman Arm.....	302-1	302
	1401 Tie Rod Assemblies.....	303-1	303
	1407 Steering Gear Assembly and Mounting Hardware.....	304-1	304
	1407 Steering Gear Sector Shaft and Housing Assembly (M939, M939A1).....	305-1	305
	1407 Steering Gear, Worm, and Valve (M939, M939A1)	306-1	306
	1407 Sheppard Steering Gear Assembly and Mounting Hardware	307-1	307
	1407 Steering Gear Sector Shaft and Housing Assembly	308-1	308
	1407 Steering Gear, Worm, and, Valve (M939A2).....	309-1	309
	1410 Power Steering Pump Assembly, Pulley Assembly, Mounting Hardware, and Belts	310-1	310
	1410 Power Steering Pump Assembly (M939, M939A1).....	311-1	311
	1410 Power Steering Pump Assembly (M939A2).....	312-1	312
	1411 Power Steering Hydraulic Lines and Fittings.....	313-1	313
	1411 Power Steering Hydraulic Lines and Fittings (cont'd)	314-1	314
	1411 Power Steering Oil Cooler, Hydraulic Lines, and Fittings (M939A2).....	315-1	315
	1412 Tie Rod End, Steering Cylinder Assembly, and Booster Shield.....	316-1	316
	1412 Power Steering Cylinder Assembly.....	317-1	317
Group 15	FRAME AND TOWING ATTACHMENTS	318-1	318
	1501 Frame Assembly, Standard Cargo, and Dropside Cargo	318-1	318
	1501 Frame Assembly, Dump.....	319-1	319
	1501 Frame Assembly, Wrecker.....	320-1	320
	1501 Frame Assembly, Van	321-1	321
	1501 Frame Assembly, Tractor.....	322-1	322
	1501 Frame Assembly, Long Wheel Base Cargo.....	323-1	323
	1501 Frame Assembly, Chassis (M939)	324-1	324
	1501 Frame Assembly (M939A2).....	325-1	325
	1501 Front Bumper, Lifting Shackle, Hood Latch, and Mounting Hardware	326-1	326
	1501 Rear Bumperette and Shackle Assembly	327-1	327
	1501 Front and Rear Field Clock Anchors (M939, M939A1).....	328-1	328
	1503 Pintle Hook Assembly	329-1	329
	1503 Towing Pintle Mounting Brackets, Tractor	330-1	330
	1503 Towing Pintle Mounting Brackets, Dump	331-1	331
	1503 Towing Pintle Mounting Brackets.....	332-1	332
	1504 Spare Wheel Carrier, Dump (M939).....	333-1	333
	1504 Spare Wheel Carrier, Dump (M939A1, M939A2)	334-1	334
	1504 Spare Wheel Carrier, Cargo and Van (M939).....	335-1	335
	1504 Spare Wheel Carrier, Cargo and Van (M939A1, M939A2)	336-1	336
	1504 Spare Wheel Carrier, Tractor (M939)	337-1	337
	1504 Spare Wheel Carrier, Tractor (M939A1, M939A2).....	338-1	338
	1504 Lifting Device and Davit Assemblies (M939, M939A1)	339-1	339
	1504 Davit Assembly, Spare Wheel Carrier (M939A1, M939A2)	340-1	340
	1504 Spare Wheel Davit and Winch Assembly, Van (M939, M939A1).....	341-1	341
	1504 Spare Wheel Carrier, Wrecker (M939)	342-1	342
	1506 Fifth Wheel Assembly and Mounting Plates (M939, M939A1)	343-1	343
	1506 Fifth Wheel Assembly, Basic Leveling Wedge, and Subbase.....	344-1	344
	1506 Fifth Wheel Assembly, Basic.....	345-1	345

TABLE OF CONTENTS (Cont'd)

	Page	Illus Figure
Group 16	SPRINGS AND SHOCKS.....	346-1 346
	1601 Front Leaf Spring Assembly and Related Parts	346-1 346
	1601 Rear Leaf Spring Mounting Hardware	347-1 347
	1601 Rear Leaf Spring and Seat Assemblies	348-1 348
	1604 Shock Absorber and Mounting Hardware	349-1 349
	1605 Torque Rod and Mounting Hardware.....	350-1 350
Group 18	BODY, CAB, AND HOOD.....	351-1 351
	1801 Front Guard Assembly and Hood Mounting Hardware.....	351-1 351
	1801 Radiator Baffle Assemblies and Mounting Hardware.....	352-1 352
	1801 Hood and Related Parts.....	353-1 353
	1801 Hood Support and Stop Cables	354-1 354
	1801 Splash Guard Assembly and Related Parts, L.H.....	355-1 355
	1801 Splash Guard Assembly and Related Parts, R.H.....	356-1 356
	1801 Splash Panel Extension (M939A2).....	357-1 357
	1801 Cab Assembly Mounting Hardware.....	358-1 358
	1801 Cab Body Assembly and Related Parts.....	359-1 359
	1801 Basic Cab Assembly and Engine Cover (M939A2).....	360-1 360
	1801 Door Assemblies, Machine Gun Mounting Bracket, and Related Parts	361-1 361
	1801 Door, Cab Assembly.....	362-1 362
	1801 Window Frame Assembly, Cab Door	363-1 363
	1802 Fender, Fender Extension, and Splash Panel Assemblies	364-1 364
	1802 Splash Guards, Dump.....	365-1 365
	1802 Windshield Assembly and Mounting Hardware.....	366-1 366
	1802 Windshield and Frame Assemblies	367-1 367
	1802 Running Board, Step, and Mounting Hardware.....	368-1 368
	1805 Transmission Access Door and Spring Brake Plate.....	369-1 369
	1806 Operator's Seat Assembly	370-1 370
	1806 Companion Seat Assembly.....	371-1 371
	1806 Cab and Hood Insulation.....	372-1 372
	1806 Cab Insulation (M939A2)	373-1 373
	1808 Toolbox, Step Assembly, and Mounting Hardware.....	374-1 374
	1808 Map Compartment and Mounting Hardware.....	375-1 375
	1808 Toolbox Fuel Can Bracket and Mounting Hardware	376-1 376
	1808 Toolbox and Mounting Hardware, Tractor.....	377-1 377
	1808 Tool Frame Assembly, Pioneer.....	378-1 378
	1808 Van Cable Reel, Cable, and Mounting Hardware	379-1 379
	1810 Standard Cargo, Dropside Cargo, and Mounting Hardware.....	380-1 380
	1810 Cargo Body, Long Wheel Base Mounting Hardware.....	381-1 381
	1810 Cargo Body Side Rack and Gate Assemblies, and Troop Seats	382-1 382
	1810 Cargo Body Side Gates, Tailgate, and Related Parts, Basic and Dropside	383-1 383
	1810 Cargo Body, Tailgate and Side Rack Assemblies, Long Wheel Base	384-1 384
	1810 Cargo Body Personnel Seat Assembly, Side Rack and Gate Assemblies, Dropside	385-1 385
	1810 Cargo Body Assembly, Basic, Side Racks, Tailgate Assembly, and Related Parts.....	386-1 386
	1810 Cargo Body Rack Assemblies, Troop Seats, Long Wheel Base.....	387-1 387
	1810 Cargo Body Splash Guard Assembly and Related Parts	388-1 388
	1810 Dump Body and Hoist Assembly, Cab Shield, and Mounting Hardware.....	389-1 389
	1810 Dump Body, Basic, Tailgate, and Related Parts.....	390-1 390
	1810 Dump Tailgate Controls, Safety Catch, and Related Parts	391-1 391

TABLE OF CONTENTS (Cont'd)

	Page	Illus Figure
1812 Wrecker Crane and Body Assembly	392-1	392
1812 Wrecker Crane and Body Mounting Hardware.....	393-1	393
1812 Wrecker Crane and Body Floor Plate, Cover, and Housing Assembly.....	394-1	394
1812 Wrecker Body Assembly.....	395-1	395
1812 Wrecker Strap and Welding Tank Straps.....	396-1	396
1812 Wrecker Splash Guards	397-1	397
1812 Wrecker Outrigger Jack Assembly and Related Parts	398-1	398
1812 Wrecker Fuel Can Bracket and Fire Extinguisher Bracket	399-1	399
1812 Van Body Assembly and Mounting Hardware	400-1	400
1812 Van Body Splash Guard Assemblies	401-1	401
1812 Van Side Lock Handle, Lifting Brackets, Rod Retainer, and Related Parts	402-1	402
1812 Van Rear Wall Panels and Mounting Hardware	403-1	403
1812 Van Hinged End Panel Assemblies.....	404-1	404
1812 Van Body Door Assembly, Left Rear.....	405-1	405
1812 Van Body Door Assembly, Right Rear.....	406-1	406
1812 Van Sash Assembly, Rear Doors.....	407-1	407
1812 Van Underframe Assembly	408-1	408
1812 Van Retractable Beams, Ratchet Shaft, and Rollers	409-1	409
1812 Van Hinged Floor Assembly.....	410-1	410
1812 Van Body Counterbalance Assembly and Mounting Hardware.....	411-1	411
1812 Van Side Assemblies, Right and Left Side.....	412-1	412
1812 Van Interior Side Panels, Right and Left Side.....	413-1	413
1812 Van Side Panel Door Checks, Interior Latch Assemblies, and Related Parts, Right and Left Side	414-1	414
1812 Van Retractable Window Sash Assembly and Related Parts, Right and Left Side	415-1	415
1812 Van Body Door Assemblies, Right and Left Side	416-1	416
1812 Van Interior and Exterior Ceiling, Frame, and Related Parts.....	417-1	417
1812 Van Air Conditioning Duct and Related Parts	418-1	418
1812 Van Hinged Roof Assembly, Latch, and Related Parts, Right and Left Side	419-1	419
1812 Van Hinged Roof Assembly, Holder Assemblies, Panels, and Related Parts	420-1	420
1812 Van Front Wall and Fire Extinguisher Bracket.....	421-1	421
1812 Van Heater Fuel Pump, Cover, Lines, and Fittings.....	422-1	422
1812 Van Heater Fuel Pump, Lines, and Fittings	423-1	423
1812 Van Bonnet Frame and Related Parts.....	424-1	424
1812 Van Heater, Exhaust, and Vent Door Controls.....	425-1	425
1812 Van Air Conditioner, Drain Tube, and Mounting Hardware.....	426-1	426
1812 Van Bonnet Access Door Assembly.....	427-1	427
1812 Van Bonnet Door Assembly, Right and Left Side	428-1	428
1812 Van Main Wiring Harness Mounting Hardware	429-1	429
1812 Van Main Wiring Harness, Right and Left Side	430-1	430
1812 Van Air Conditioning and Heater Wiring Harnesses	431-1	431
1812 Van Heater Fuel Pump and Circuit Breaker Harnesses	432-1	432
1812 Van Blackout By-Pass and 10IKW Electric Heater Wiring Harnesses	433-1	433
1812 Van Blackout and Clearance Light Wiring Harness	434-1	434
1812 Van Blackout Wiring Harness, Right and Left Side.....	435-1	435
1812 Van Emergency Lamp Wiring Harness, Right and Left Side	436-1	436
1812 Van Auxiliary Hydraulic Pump and 400Hz Converter Wiring Harnesses	437-1	437

TABLE OF CONTENTS (Cont'd)

	Page	Illus Figure
1812 Van Auxiliary Hydraulic Pump and 400Hz Converter Wiring Harnesses	438-1	438
1812 Van 400Hz Wiring Harness	439-1	439
1812 Van Telephone Jack and 3-Phase Receptacle Harness	440-1	440
1812 Van Electrical Load Center and Mounting Hardware	441-1	441
1812 Van Electrical Junction Box and Related Parts	442-1	442
1812 Van 400Hz Converter Junction Box, Auxiliary Hydraulic Pump, Electrical Connector Box, and Related Parts	443-1	443
1812 Van Circuit Breakers, Control Box, and Related Parts	444-1	444
1812 Van 400Hz Converter, Circuit Breaker, and Mounting Hardware	445-1	445
1812 Van Heater Thermostatic Switch and Fluorescent Starter	446-1	446
1812 Van Telephone Jack and Related Parts, Interior and Exterior	447-1	447
1812 Van Hinged Roof Plunger and Blackout Light Switch	448-1	448
1812 Van 3-Phase and 400Hz Receptacles	449-1	449
1812 Van Ceiling Switch, Front Wall Switch, Receptacle Assembly, and Related Parts	450-1	450
1812 Van Blackout and Emergency Switches	451-1	451
1812 Van Blackout and Emergency Lamps	452-1	452
1812 Van Ceiling Lamp Fixtures and Bulb	453-1	453
Group 20 HOIST, WINCH, AND POWER TAKEOFF	454-1	454
2001 Front Winch Controls and Mounting Hardware	454-1	454
2001 P.T.O. and Winch Controls	455-1	455
2001 Front Winch Pump, Linear Valve, and Related Hoses	456-1	456
2001 Front Winch Filter and Reservoir Assembly	457-1	457
2001 Front Winch Reservoir Assembly and Mounting Hardware	458-1	458
2001 Winch Pump Drive, Hydraulic Tubing	459-1	459
2001 Front Winch Pump, Linear Valve, Related Hoses and Fittings, Wrecker	460-1	460
2001 Front Winch Pump, Linear Valve, Related Hoses and Fittings, Dump	461-1	461
2001 Front Winch Pump Assembly	462-1	462
2001 Front Winch Linear Valve Assembly	463-1	463
2001 Front Winch Linear Valve Assembly, Dump	464-1	464
2001 Front Winch Propeller Driveshaft Assembly	465-1	465
2001 Propeller Drive Shaft, Front Winch, and Pump Controls	466-1	466
2001 Front Winch Motor and Mounting Hardware	467-1	467
2001 Front Winch Brackets and Mounting Hardware	468-1	468
2001 Front Winch Assembly Complete and Wire Rope Assembly, Wrecker	469-1	469
2001 Front Winch Assembly Complete and Wire Rope Assembly	470-1	470
2001 Front Winch Sheave Assembly, Wrecker	471-1	471
2001 Front Winch Tensioner Assembly, Roller Assembly, and Related Parts	472-1	472
2001 Front Winch Basic, Drum and Related Parts	473-1	473
2001 Front Winch Basic, Gear Case and Related Parts	474-1	474
2001 Wrecker Tackle Block and Wire Rope Assembly	475-1	475
2001 Wrecker Rear Winch Vertical Roller and Mounting Hardware	476-1	476
2001 Wrecker Rear Winch Horizontal Roller and Mounting Hardware	477-1	477
2001 Wrecker Hydraulic Oil Tank Assembly and Mounting Hardware	478-1	478
2001 Wrecker Hydraulic Fluid Filter Assembly	479-1	479
2001 Wrecker Hydraulic Tubing, Swivel to Elevating Cylinder and Control Valve	480-1	480
2001 Wrecker Hydraulic Tubing, Control Valve to Hoist Motor	481-1	481
2001 Wrecker Hydraulic Tubing, Control Valve to Elevating Cylinder and Filter to Elevating Cylinder	482-1	482

TABLE OF CONTENTS (Cont'd)

	Page	Illus Figure
2001 Wrecker Hoist Hydraulic Winch Motor and Crane Motor Assembly.....	483-1	483
2001 Wrecker Crane Gearcase Assembly and Mounting Hardware.....	484-1	484
2001 Wrecker Crane Boom Elevating Cylinder Assembly	485-1	485
2001 Wrecker Sheave and Operator Guard.....	486-1	486
2001 Wrecker Boom Assembly.....	487-1	487
2001 Crane Hoist Winch and Mounting Hardware	488-1	488
2001 Wrecker Boom Hoist Winch Housing, Worm Gear, and Brake	489-1	489
2001 Wrecker Inner Boom Extension Assembly.....	490-1	490
2001 Wrecker Inner Boom Extension Cylinder Assembly.....	491-1	491
2001 Crane Gondola Assembly, Warning Light and Instruction Plate.....	492-1	492
2001 Gondola Hoist Control Valve Assembly.....	493-1	493
2001 Crane Gondola Control Valve Assembly, Basic.....	494-1	494
2001 Wrecker Turntable Assembly	495-1	495
2001 Crane Hydraulic Swivel Assembly	496-1	496
2001 Crane Support, Turntable, and Bearing Guard.....	497-1	497
2001 Wrecker Rear Winch Tensioner Chamber Assembly.....	498-1	498
2001 Wrecker Rear Winch Assembly Complete and Wire Rope Assembly.....	499-1	499
2001 Wrecker Rear Winch Sheave Swivel and Trolley	500-1	500
2001 Wrecker Rear Winch Cable Tensioner.....	501-1	501
2001 Wrecker Rear Winch Assembly, Basic	502-1	502
2001 Wrecker Rear Winch Hydraulic Tubing and Control Valves	503-1	503
2001 Wrecker Rear Winch Hydraulic Tubing, Control Valves, and Motor	504-1	504
2001 Wrecker Rear Winch Hydraulic Tubing and Controls	505-1	505
2001 Wrecker Hydraulic Pump and Drive Shaft.....	506-1	506
2001 Dump Hydraulic Hoist Assembly	507-1	507
2001 Dump Hoist Safety Latch Assembly, Hoses, and Filter	508-1	508
2001 Dump Control Pump, Valve, and Related Parts	509-1	509
2001 Dump Control Pump Assembly.....	510-1	510
2001 Dump Control Valve Assembly	511-1	511
2001 Dump Control Propeller Drive Shaft Assembly.....	512-1	512
2001 Dump Controls, Lever Assembly, Cable, and Mounting Hardware.....	513-1	513
2001 Van Hydraulic Liftgate Assembly and Mounting Hardware	514-1	514
2001 Liftgate Platform Assembly and Hinge Plate.....	515-1	515
2001 Liftgate Frame and Linkage.....	516-1	516
2001 Liftgate Controls and Safety Latch.....	517-1	517
2001 Liftgate Control Assembly, L.H. and R.H.....	518-1	518
2001 Liftgate Hydraulic Tubing, Oil Tank, and Pump Motor.....	519-1	519
2001 Liftgate Pump Assembly	520-1	520
2001 Liftgate Hydraulic Tubing and Flow Control Valve	521-1	521
2001 Liftgate Cylinder Assembly and Mounting Hardware.....	522-1	522
2001 Liftgate Closing Cylinder Assemblies	523-1	523
2001 Liftgate Pump Drive Shafts.....	524-1	524
2004 Power Takeoff Controls, Lever Assembly, Cable Mounting Hardware.....	525-1	525
2004 Transfer Power Takeoff Assembly and Related Parts... ..	526-1	526
2004 Transfer Power Takeoff Main Shaft and Drive Couplings	527-1	527
2004 Transmission Power Takeoff Shift Controls	528-1	528
2004 Transmission P.T.O. Assembly (M939A2)	529-1	529
2004 Transmission Power Takeoff Assembly.....	530-1	530

TABLE OF CONTENTS (Cont'd)

		Page	Illus Figure
Group 22	BODY AND CHASSIS ACCESSORY ITEMS	531-1	531
	2201 Wrecker Gondola Canopy and Seat	531-1	531
	2201 Cargo Bow and Stake Assembly and Related Parts	532-1	532
	2201 Soft Top Assembly and Related Parts.....	533-1	533
	2201 Soft Top Post Assembly.....	534-1	534
	2201 Tarpaulin Extension Kit, LWB Cargo.....	535-1	535
	2201 Splash Guard Assemblies	536-1	536
	2201 Adjustable Safety Strap and Bow Stowage Strap.....	537-1	537
	2202 Windshield Wiper Air Lines and Control Assembly.....	538-1	538
	2202 Windshield Wiper Arm, Blade, and Motor Assembly.....	539-1	539
	2202 Windshield Wiper Arm, Blade, and Motor Assembly.....	540-1	540
	2202 Washer Bottle, Jet, and Control Assembly.....	541-1	541
	2202 Washer Bottle, Jet, and Control Assembly.....	542-1	542
	2202 Rearview Mirrors	543-1	543
	2202 Cargo Body Reflectors and Mounting Hardware	544-1	544
	2202 Dump Body Reflectors and Mounting Hardware	545-1	545
	2202 Wrecker Body Reflectors and Mounting Hardware.....	546-1	546
	2202 Tractor Reflectors and Mounting Hardware	547-1	547
	2202 Van Body Reflectors and Mounting Hardware	548-1	548
	2207 Hot Water Heater, Hoses, Control Assembly, and Mounting Hardware	549-1	549
	2207 Hot Water Heater Valve (M939A2).....	550-1	550
	2207 Hot Water Heater, Diverter, Air Ducts, and Controls	551-1	551
	2210 Data Plates, Instrument Panel	552-1	552
	2210 Data Plates, Engine.....	553-1	553
	2210 Data Plates, Transmission	554-1	554
	2210 Data Plates, Fuel Pump and Transfer	555-1	555
	2210 Engine Data Plates.....	556-1	556
	2210 Data Plates, Air Cleaner, Radiator, Air Cleaner Indicator, Surge Tank, and Fuel Water Selector	557-1	557
	2210 Data Plates, Battery Box, and Generator.....	558-1	558
	2210 Data Plates, Service and Emergency Couplings	559-1	559
	2210 Data Plates, Hardtop and Fifth Wheel	560-1	560
	2210 Data Plates, Cab, Dump Cab Protector, and Cab Door	561-1	561
	2210 Data Plates, Cargo Body Side Gate and Tailgate.....	562-1	562
	2210 Data Plates, Front and Rear Winches	563-1	563
	2210 Data Plates, Hydraulic Reservoir Tank	564-1	564
	2210 Data Plates, Power Takeoff.....	565-1	565
	2210 Data Plates, Wrecker Body and Gondola	566-1	566
	2210 Data Plates, Hydraulic Control Valves and Towbar.....	567-1	567
	2210 Data Plates, Control Box Harness	568-1	568
	2210 Data Plates, Transfer, Transmission and Engine Container.....	569-1	569
	2210 Data Plates, Van Body.....	570-1	570
	2210 Data Plates, Van Body Interior, Front Wall	571-1	571
	2210 Data Plates, Van Body Interior, Rear Wall	572-1	572
	2210 Data Plates, Van Body Ceiling, Left Side.....	573-1	573
	2210 Data Plates, Van Body Ceiling, Right Side	574-1	574
Group 33	SPECIAL PURPOSE KITS	575-1	575
	3301 Engine Container Assembly	575-1	575
	3301 Transmission Container Assembly.....	576-1	576
	3301 Transfer Case Container Assembly	577-1	577
	3303 Radiator and Hood Cover Kit.....	578-1	578
	3303 Hardtop Kit.....	579-1	579
	3303 Engine Coolant Heater Kit, Heater Control Box, and Wiring Harness	580-1	580

TABLE OF CONTENTS (Cont'd)

	Page	Illus Figure
3303 Engine Coolant Heater Kit, Heater Assembly, Pump, and Related Parts	581-1	581
3303 Engine Coolant Heater Kit, Hoses, Fittings, and Pad Assembly	582-1	582
3303 Engine Coolant Heater Kit, Oil Pan Shroud, and Related Parts	583-1	583
3303 Engine Coolant Heater Kit, Control Box, and Related Parts	584-1	584
3303 Engine Coolant Heater Kit, Heater Assembly, Pump Assembly, and Related Parts	585-1	585
3303 Swingfire Heater Kit, Heater, Cover, and Bracket	586-1	586
3303 Swingfire Heater Kit, Wiring Harness	587-1	587
3303 Swingfire Heater Kit, Wiring Harness	588-1	588
3303 Swingfire Heater Mounting Kit	589-1	589
3303 Swingfire Heater Mounting Kit	590-1	590
3303 Swingfire Heater Mounting Kit	591-1	591
3303 Fuel Burning Personnel Heater Kit, Control Box, Heater, and Wiring Harness	592-1	592
3303 Fuel Burning Personnel Heater Kit	593-1	593
3303 Fuel Burning Personnel Heater Kit, Control Box, Heater, and Wiring Harness	594-1	594
3303 Fuel Burning Personnel Heater Kit, Pump, Filter, and Related Parts	595-1	595
3305 Deep Water Fording Kit, Valve Assembly, and Related Parts	596-1	596
3305 Deep Water Fording Kit Air Hoses and Cover Plate	597-1	597
3305 Deep Water Fording Kit, Regulator, Selector, and Related Parts	598-1	598
3305 Deep Water Fording Kit, Connectors, and Related Parts	599-1	599
3307 Pioneer Tool Bracket Kit	600-1	600
3307 Rifle Mounting Kit	601-1	601
3307 Lightweight Weapon Station Kit	602-1	602
3307 Air Brake Kit, Control Valves, and Lines	603-1	603
3307 Air Brake Kit, Air Lines, and Double-check Valves	604-1	604
3307 Air Brake Kit, Air Lines, and Tractor Protection Valve	605-1	605
3307 Chemical Agent Alarm Mounting Kit	606-1	606
3307 A-Frame Components Kit	607-1	607
3307 Alternator Kit, 60 to 100 AIP	608-1	608
3307 Dump Body Troop Seat and Tarpaulin Kit	609-1	609
3307 Fire Extinguisher Kit	610-1	610
3307 Convoy Warning Light Kit	611-1	611
3307 Convoy Warning Light Kit, Dump	612-1	612
3307 Convoy Warning Light Kit, Van	613-1	613
3307 European Light Kit	614-1	614
3307 Seat Belt Kit	615-1	615
3307 Wrecker Front Counterweight Kit	616-1	616
Group 43 CENTRAL TIRE INFLATION SYSTEM	617-1	617
4316 Exhaust Valve Lines and Fittings, Front	617-1	617
4316 Exhaust Valve Lines and Fittings, Rear	618-1	618
4316 CTIS Air Dryer Assembly	619-1	619
4317 Air Dryer Lines and Fittings	620-1	620
4317 Air Dryer Lines and Fittings, Water Separator, and Governor	621-1	621
4317 Relief Safety Valve Assembly	622-1	622
4317 Electronic Control Unit and Pneumatic Controller	623-1	623
Group 47 GAUGES	624-1	624
4701 Speedometer Drive Adapter, Cable, and Gauge Assembly	624-1	624
4701 Tachometer Cable and Gauge Assembly	625-1	625
4702 Primary and Secondary Air Pressure Gauges	626-1	626
4702 Speedometer Drive Cable Clamp	627-1	627
4702 Tachometer Drive	628-1	628

TABLE OF CONTENTS (Cont'd)

		Page	Illus Figure
Group 94	REPAIR KITS.....	KIT-1	
	9401 Repair Kits.....	KIT-1	
Group 95	GENERAL USE STANDARDIZED PARTS	BULK-1	
	9501 Bulk.....	BULK-1	
Section III	SPECIAL TOOLS.....	629-1	629
Group 26	SPECIAL TOOLS AND TEST EQUIPMENT.....	629-1	629
	2604 Peculiar End Item Special Tools	629-1	629
	2604 Special Tools	630-1	630
	2604 Special Tools	631-1	631
Section IV	CROSS REFERENCE INDEXES.....	I-1	
	NATIONAL STOCK NUMBER INDEX.....	I-1	
	PART NUMBER INDEX.....	I-111	

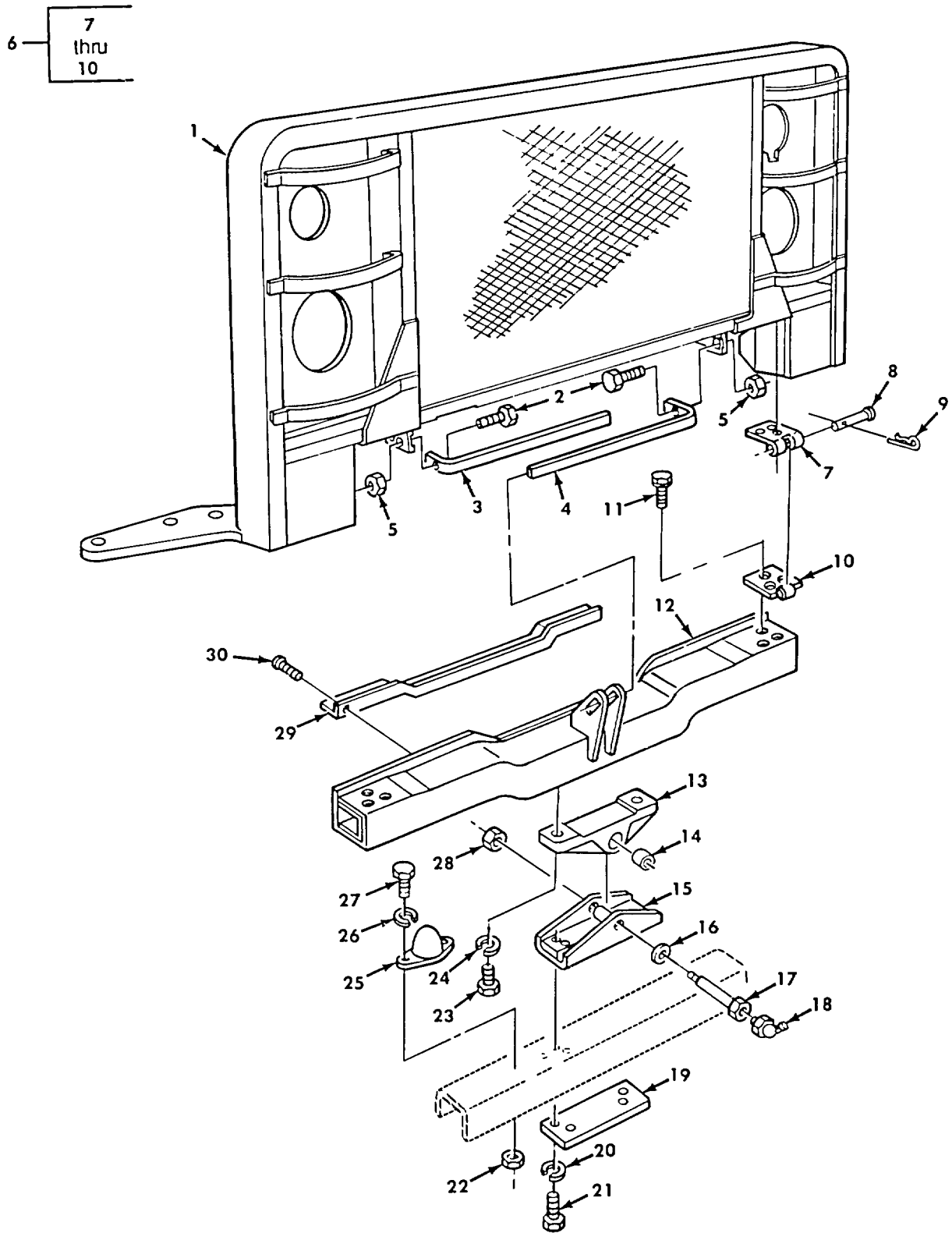


Figure 351. Front Guard Assembly and Hood Mounting Hardware.

SECTION II

(1) ITEM NO	(2) SMR CODE	(3) NSN	(4) CAGEC	(5) PART NUMBER	(6) DESCRIPTION AND USABLE ON CODES (UOC)	(7) QTY
					GROUP 18 BODY, CAB, HOOD, AND HULL 1801 BODY, CAB, HOOD, AND HULL ASSEMBLIES	
					FIG. 351 FRONT GUARD ASSEMBLY AND HOOD MOUNTING HARDWARE	
1	PAOFF	2510010831149	19207	12255890	GRILLE, METAL	1
2	PAOZZ	5305002693239	80204	B1821BH038F138N	SCREW, CAP, HEXAGON H	4
3	PAOZZ	5340011044327	19207	12255901-1	BRACKET, ANGLE	1
4	PAOZZ	5340011044328	19207	12255901	BRACKET, ANGLE	1
5	PAOZZ	5310008140672	96906	MS51943-36	NUT, SELF-LOCKING, HE	4
6	PAOZZ	2510011038688	19207	12256579	HINGE, HOOD, VEHICULA.....	2
7	PAOZZ	5340011147655	19207	12256589	.LEAF, BUTT HINGE	1
8	PAOZZ	5315000528492	96906	MS20392-4C97	.PIN, STRAIGHT, HEADED.....	1
9	PAOZZ	5315010819991	88044	AN415-6	.PIN, LOCK.....	1
10	PAOZZ	5340011150615	19207	12256590	.LEAF, BUTT HINGE	1
11	PAOZZ	5305010907626	19207	7372083-1	SCREW, ASSEMBLED WAS	9
12	PFOZZ	5340010853594	19207	12256095	BRACKET, MOUNTING.....	1
13	PBOZZ	5340010853593	19207	12255820	BRACKET, MOUNTING.....	1
14	PAOZZ	5340011047843	19207	12256707	MOUNT, RESILIENT.....	1
15	PAOZZ	5340010831143	19207	12256705	BRACKET, MOUNTING.....	1
16	PAOZZ	5310011641642	19207	12302669	WASHER, FLAT	1
17	PAOZZ	4730011043805	19207	11669021-1	BOLT, FLUID PASSAGE.....	1
18	PAOZZ	4730000504205	96906	MS15001-3	FITTING, LUBRICATION	1
19	PFOZZ	5340010911634	19207	12256577	PLATE, MENDING.....	1
20	PAOZZ	5310008347606	96906	MS35340-48	WASHER, LOCK.....	4
21	PAOZZ	5305007195221	80204	B1821BH050F150N	SCREW, CAP, HEXAGON H	4
22	PAOZZ	5310008807746	96906	MS51968-5	NUT, PLAIN, HEXAGON.....	4
23	PAOZZ	5305007195219	96906	MS90727-111	SCREW, CAP, HEXAGON H	2
24	PAOZZ	5310000034094	01276	210104-8S	WASHER, LOCK.....	2
25	PAOZZ	5340002099377	19207	8331864	BUMPER, NONMETALLIC	2
26	PAOZZ	5310004079566	19207	7410218	WASHER, LOCK HOOD BUMPER.....	4
27	PAOZZ	5306000501238	96906	MS90727-32	BOLT, MACHINE	4
28	PAOZZ	5310004883888	96906	MS51943-40	NUT, SELF-LOCKING, HE	1
29	PBOZZ	2590010831115	19207	12256003	PAD, CUSHIONING	1
30	PAOZZ	5305004324251	96906	MS51861-65	SCREW, TAPPING.....	12

END OF FIGURE

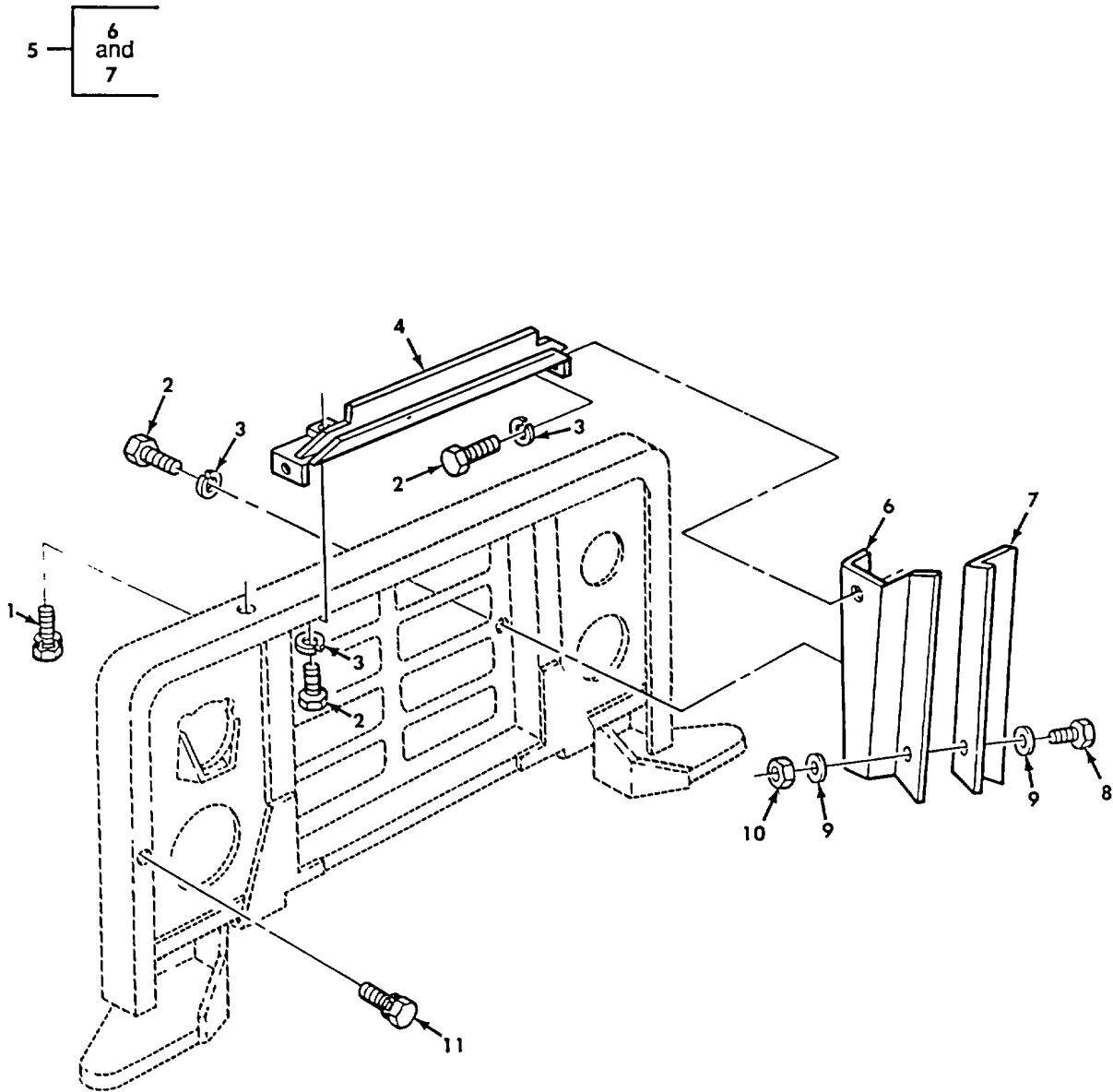


Figure 352. Radiator Baffle Assemblies and Mounting Hardware.