

# TM 9-1005-222-35

DEPARTMENT OF THE ARMY TECHNICAL MANUAL

---

DS, GS, AND DEPOT MAINTENANCE  
MANUAL INCLUDING REPAIR PARTS AND  
SPECIAL TOOL LISTS

RIFLE, CALIBER .30, M1,  
M1C (SNIPER'S) AND M1D  
(SNIPER'S)

This copy is a reprint which includes current  
pages from Change 1.



*HEADQUARTERS, DEPARTMENT OF THE ARMY*  
*FEBRUARY 1966*

# RIFLE, CALIBER .30, M1, M1C (SNIPER'S) AND M1D (SNIPER'S)

		Paragraphs	Pages
CHAPTER	1. INTRODUCTION		
Section	I. General . . . . .	1-1-1-3	1
	II. Description and data . . . . .	1-4, 1-5	1
CHAPTER	2. PARTS, SPECIAL TOOLS, AND EQUIPMENT . . . . .	2-1-2-3	8
CHAPTER	3. INSPECTIONS . . . . .	3-1, 3-2	9
CHAPTER	4. TROUBLESHOOTING AND GENERAL MAINTENANCE . . . . .	4-1-4-3	10, 11
CHAPTER	5. MAINTENANCE OF RIFLES		
Section	I. Maintenance . . . . .	5-1	12
	II. Gaging headspace . . . . .	5-2	55
	III. Timing rifle . . . . .	5-3	55
CHAPTER	6. FINAL INSPECTION . . . . .	6-1, 6-2	56
CHAPTER	7. REPAIR STANDARDS . . . . .	7-1, 7-2	57
CHAPTER	8. OVERHAUL PROCEDURES . . . . .	8-1	58
APPENDIX	I. REFERENCES . . . . .		59
	II. REPAIR PARTS AND SPECIAL TOOL LISTS . . . . .		60

\*This manual supersedes TM 9-1005-222-35P, 20 September 1961.

# CHAPTER 1

## INTRODUCTION

---

### Section I. GENERAL

#### 1-1. Scope

a. This manual is published for the information and guidance of personnel responsible for direct support, general support, and depot maintenance of the caliber .30 rifles M1, M1C (Sniper's) and M1D (Sniper's).

b. TM 9-1005-222-12P/2 contains a list of repair parts and special tools allocated to using organizations. FM 23-5 contains operating and lubricating instructions for the materiel.

c. Use DA Form 2028 for reporting errors, omissions and recommendations for improvement and forward direct to:

Commanding General  
Headquarters  
U.S. Army Weapons Command  
ATTN: AMSWE-SMM-P

Rock Island Arsenal  
Rock Island, Illinois 61201

#### 1-2. Maintenance Allocation

See TM 9-1005-222-12P/2.

#### 1-3. Forms, Records, and Reports

a. *Authorized Forms.* Refer to DA Pam 310-2 and TM 38-750.

b. *Reports of Accidents.*

(1) *Injury to personnel or damage to materiel.* Refer to AR 385-40.

(2) *Ammunition, accidents and malfunctions.* Refer to AR 700-1300-8.

c. *Report of Unsatisfactory Equipment or Materials.* Refer to TM 38-750.

### Section II. DESCRIPTION AND DATA

#### 1-4. Description

The rifles M1, M1C (Sniper's) and M1D (Sniper's) (figs. 1-1, 1-3 and 1-5) are gas-operated, clip-fed, air-cooled, semiautomatic shoulder weapons. The rifles are designed to accommodate either bayonet-knife M5 or M5A1, the grenade launcher M7A3 and grenade launcher sight M15 and winter trigger kit (fig. 1-7). For convenience of maintenance and repair, the rifles are divided into groups and assemblies as indicated in figures 1-2, 1-4 and 1-6.

#### 1-5. Tabulated Data

Data necessary for direct, general support, and depot maintenance are listed below.

a. *Rifle M1.*

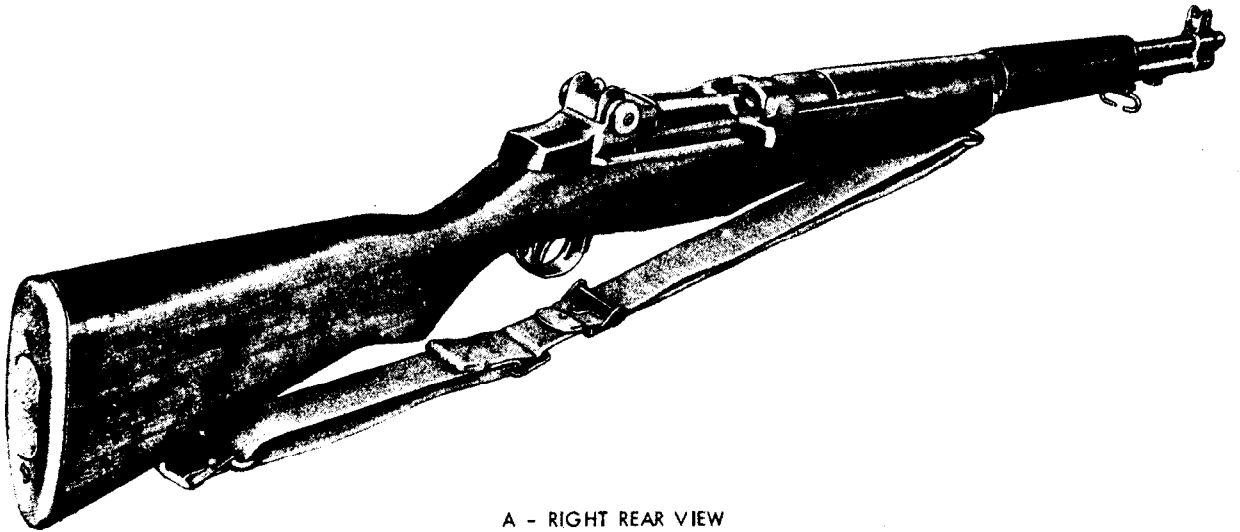
Trigger pull, maximum ----- 7.5 lb

Trigger pull, minimum ----- 5.5 lb


b. *Rifle M1C (Sniper's) and M1D (Sniper's).*

Trigger pull, maximum ----- 6.5 lb

Trigger pull, minimum ----- 4.5 lb



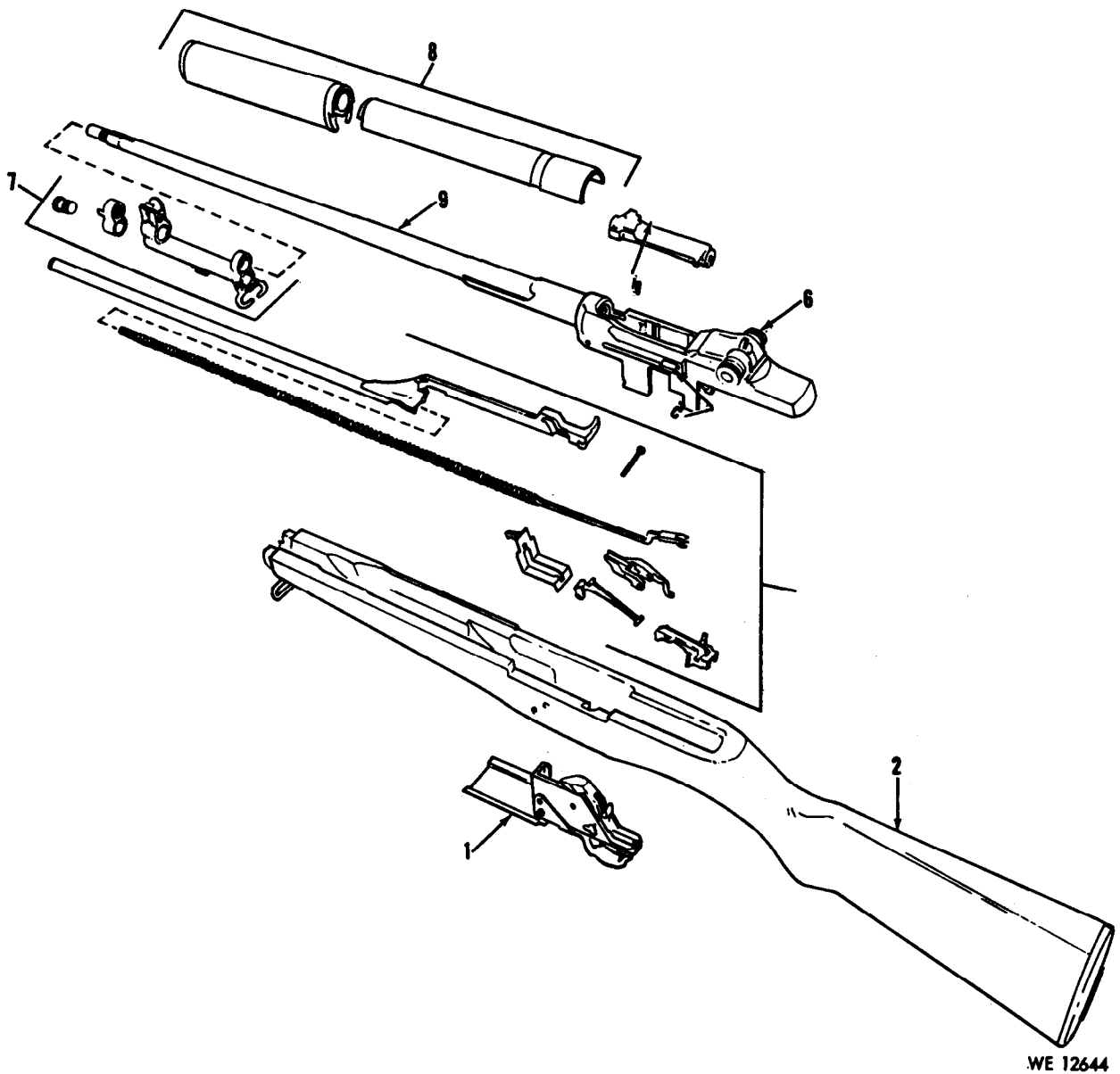
A - RIGHT REAR VIEW



B - LEFT REAR VIEW

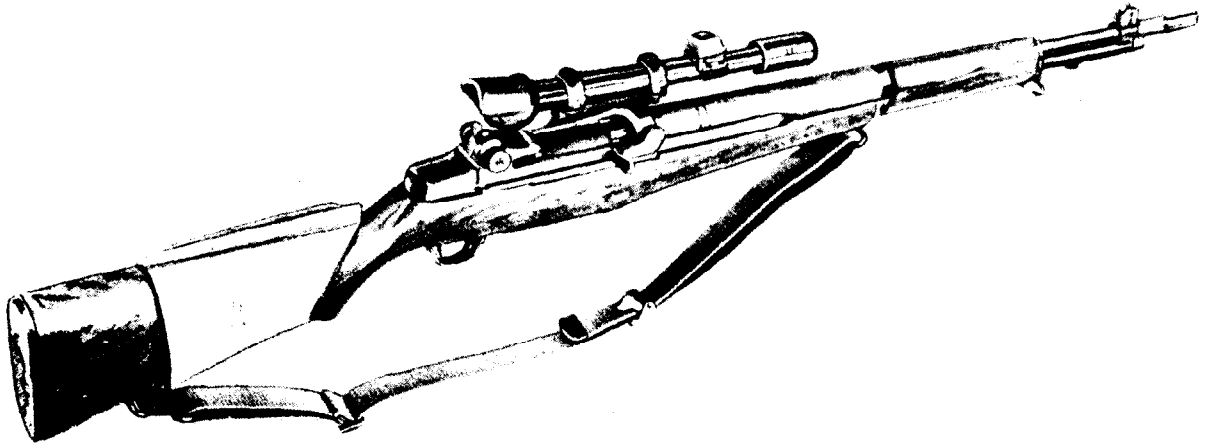
WE 10435

*Figure 1-1. Caliber .30 rifle M1 - left and right rear views.*

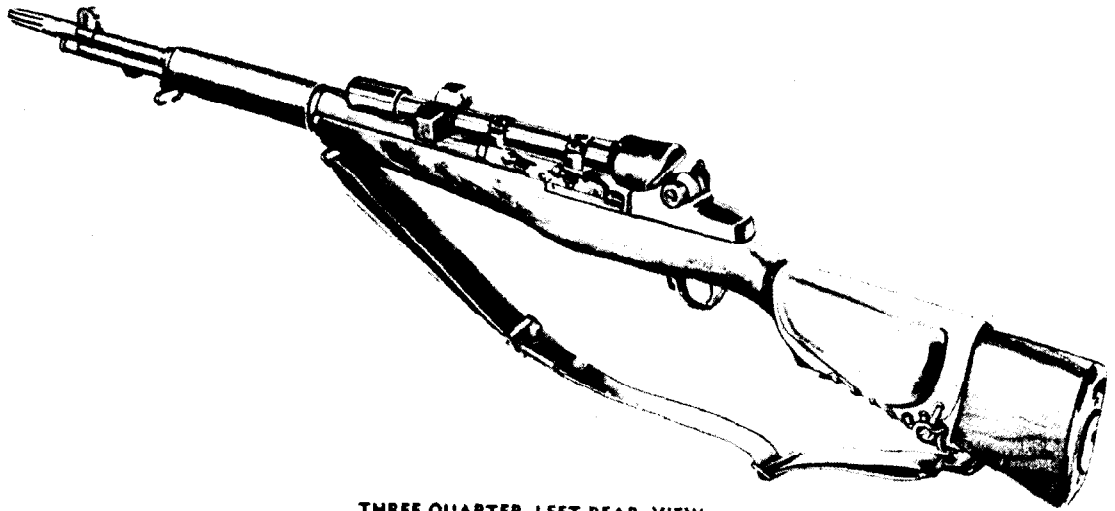


WE 12644

Figure 1-2. Caliber .30 rifle M1, M1C (Sniper's) and M1D (Sniper's) - major groups and assemblies.



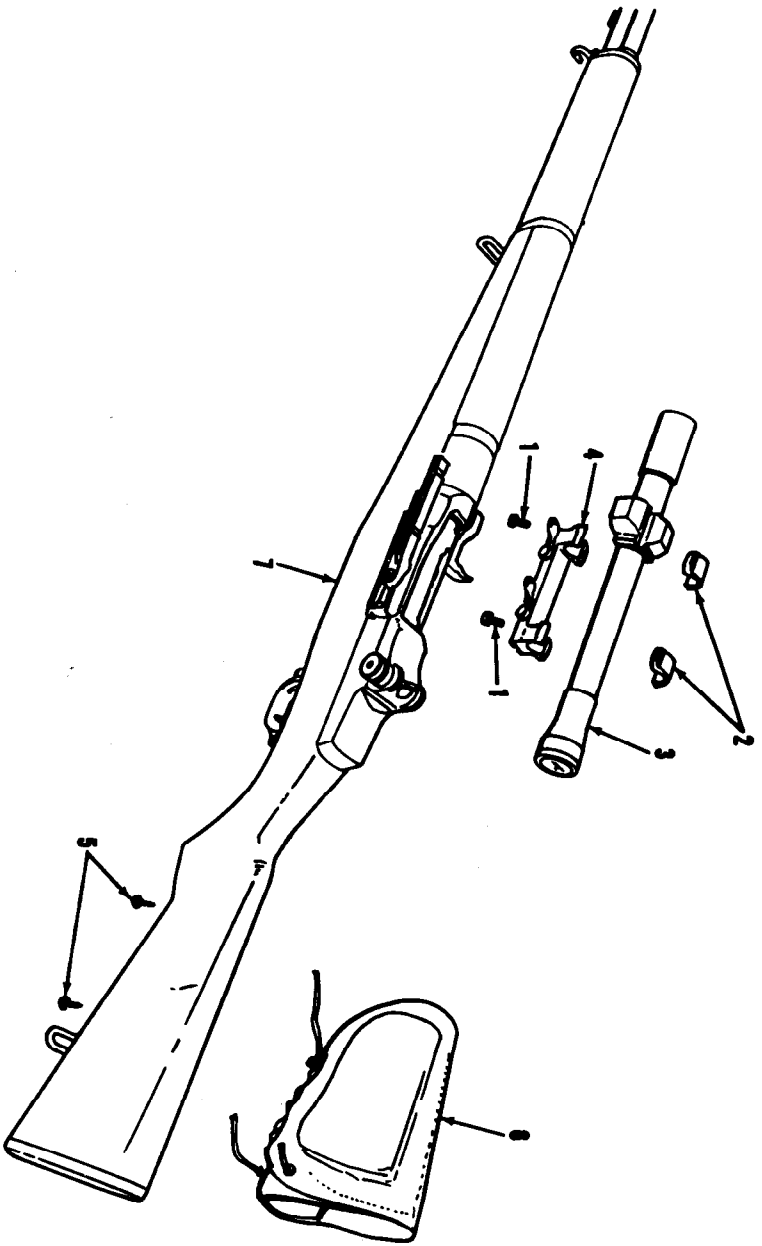
THREE-QUARTER RIGHT-REAR VIEW



THREE-QUARTER LEFT-REAR VIEW

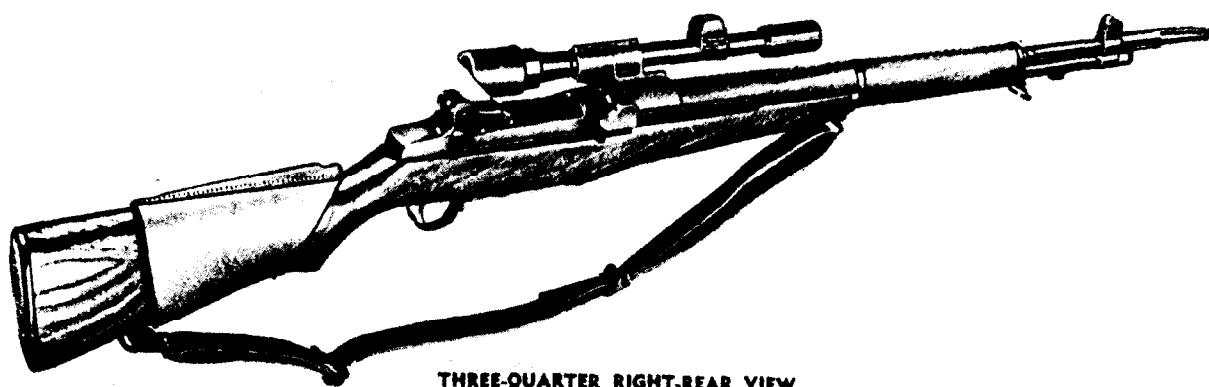
RA PD 134666

*Figure 1-3. Caliber .30 rifle M1C (Sniper's) - left and right rear views.*



*Figure 1-4. Caliber .30 rifle M1C (Sniper's) - major groups and assemblies.*

WE 12645



**THREE-QUARTER RIGHT-REAR VIEW**

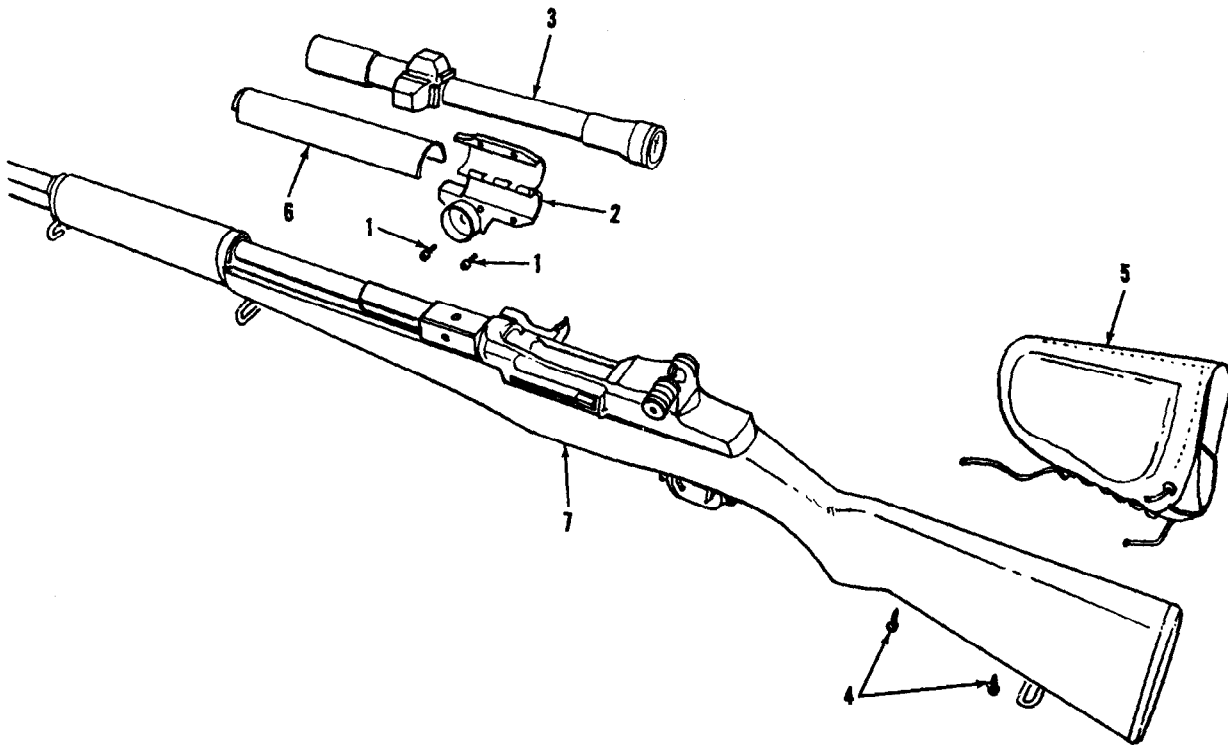


**THREE-QUARTER LEFT-REAR VIEW**

RA PD 134667

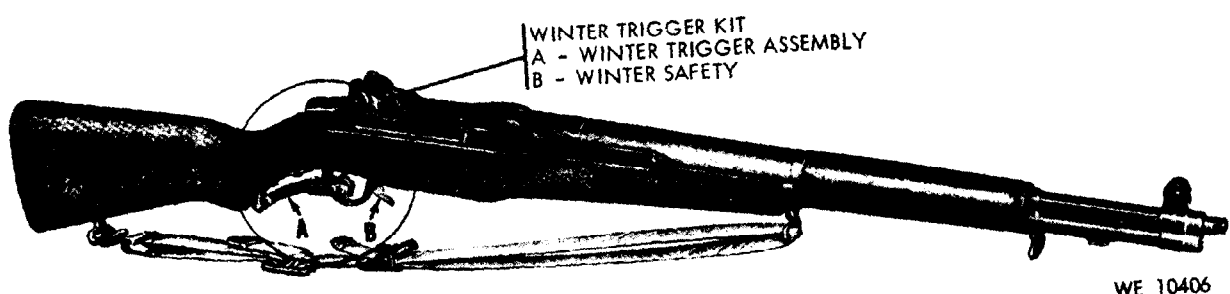
*Figure 1-5. Caliber .30 rifle M1D (Sniper's) - left and right rear views.*





WE 12646

Figure 1-6. Caliber .30 rifle M1D (Sniper's) - major groups and assemblies.



WE 10406

Figure 1-7. Caliber .30 rifle M1 with winter trigger kit installed - right front view.

## CHAPTER 2

### PARTS, SPECIAL TOOLS, AND EQUIPMENT

---

#### 2-1. Repair Parts

Refer to appendix II.

#### 2-2. Common Tools

Standard and common tools are author-

ized by tables of allowances and tables of organization and equipment.

#### 2-3. Special Tools and Equipment

Refer to appendix II.