

TM 9-2320-360-10*

*SUPERSEDES TM 9-2320-360-10, DATED 31 MAY 2007

TECHNICAL MANUAL OPERATOR'S MANUAL FOR

TRUCK, TRACTOR, 8X8 M1070

NSN 2320-01-318-9902 (EIC B5C)



DISTRIBUTION STATEMENT A - Approved for public release; distribution is unlimited.

**HEADQUARTERS, DEPARTMENT OF THE ARMY
31 MARCH 2010**

WARNING SUMMARY

GENERAL SAFETY CAUTION/WARNING SUMMARY

- This list summarizes critical warnings. They are repeated here to let you know how important they are.
- Study these warnings carefully.
- They can save your life and the lives of personnel you work with.
- If there is any doubt about handling tools, materials, equipment, and procedures, see TB 43-0216, Safety and Hazard Warnings for Operation and Maintenance of TACOM Equipment.

Table 1. Warning Icons Used In This Manual.





WARNING ICON	DESCRIPTION
	<p><u>EAR PROTECTION</u> - headphones over ears show that noise level will harm ears.</p>
	<p><u>ELECTRICAL</u> - electrical wire to arm with electricity symbol running through human body shows that shock hazard is present.</p>
	<p><u>HEAVY OBJECT</u> - human figure stooping over heavy object shows physical injury potential for improper lifting technique, and/or the aid of an assistant(s) and/or lifting device (as required).</p>
	<p><u>HEAVY PARTS</u> - hand with heavy object on top shows that heavy parts can crush and harm.</p>

Table 1. Warning Icons Used In This Manual. - Continued






WARNING ICON	DESCRIPTION
	<p><u>HEAVY PARTS</u> - foot with heavy object on top shows that heavy parts can crush and harm.</p>
	<p><u>HEAVY PARTS</u> - heavy object on human figure shows that heavy parts present a danger to life or limb.</p>
	<p><u>HEAVY PARTS</u> - moving heavy object pinning human figure against stationary object shows that heavy, moving parts/objects present a danger to life or limb.</p>
	<p><u>HOT AREA</u> - hand over object radiating heats shows that part is hot and can burn.</p>
	<p><u>MOVING PARTS</u> - hand with fingers caught between gears shows that the moving parts of the equipment present a danger to life or limb.</p>

Table 1. Warning Icons Used In This Manual. - Continued







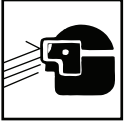



WARNING ICON	DESCRIPTION
	<p><u>SHARP OBJECT</u> - pointed object in hand shows that a sharp object presents a danger to life or limb.</p>
	<p><u>SLICK FLOOR</u> - wavy line on floor with legs prone shows that slick floor presents a danger of falling.</p>
	<p><u>BIOLOGICAL</u> - abstract symbol bug shows that a material may contain bacteria or viruses that present a danger to life or health.</p>
	<p><u>CHEMICAL</u> - drops of liquid on hand show that the material will cause burns or irritation to human skin or tissue.</p>
	<p><u>CRYOGENIC</u> - hand in block of ice shows that the material is extremely cold and can injure human skin and tissue.</p>

Table 1. Warning Icons Used In This Manual.

WARNING ICON	DESCRIPTION
	<p><u>EXPLOSION</u> - rapidly expanding symbol shows that the material may explode if subjected to high temperatures, sources of ignition, or high pressure.</p>
	<p><u>EYE PROTECTION</u> - person with goggles shows that the material will injure the eyes.</p>
	<p><u>FIRE</u> - flame shows that material may ignite and cause burns.</p>
	<p><u>RADIATION</u> - three circular wedges show that the material emits radioactive energy and can injure human tissue.</p>
	<p><u>VAPOR</u> - human figure in a cloud shows that material vapors present a danger to life or health.</p>

FOR INFORMATION ON FIRST AID: Reference FM 4-25.11. (WP 0113)

WARNING

MODIFICATION HAZARD

- Unauthorized modifications to, alterations to, or installations on this equipment are prohibited and are in violation of AR 750-10.
- Failure to comply may result in injury or death to personnel or damage to equipment.

WARNING



CARBON MONOXIDE (EXHAUST GAS) CAN CAUSE DEATH

- Carbon monoxide is in exhaust fumes of fuel-burning heaters and internal combustion engines.
- Carbon monoxide does not have color or smell and can cause death. Breathing air with carbon monoxide produces symptoms of headache, dizziness, loss of muscular control, a sleepy feeling and coma. Permanent BRAIN DAMAGE or DEATH can result from heavy exposure.
- Carbon monoxide can become dangerously concentrated under conditions of no ventilation.
- The following precautions MUST be followed to ensure personnel are safe whenever personnel heater or main or auxiliary engine is operated for any purpose:
 - DO NOT operate personnel heater or engine of vehicle in enclosed area without adequate ventilation. Failure to comply may result in injury or death to personnel.
 - DO NOT idle engine for long periods without ventilator blower operation. If tactical situation permits, open hatches.
 - DO NOT drive any vehicle with inspection plates, cover plates, or engine compartment covers removed unless necessary for maintenance purposes. Failure to comply may result in injury or death to personnel.
 - NEVER sleep in a vehicle when the heater is operating or the engine is idling.
 - BE AWARE that the gas particulate filter unit or the field protection mask for Chemical, Biological, Radiological, and

Nuclear (CBRN) protection WILL NOT offer safety from carbon monoxide poisoning.

- BE ALERT at all times during vehicle operation for exhaust odors and exposure symptoms. If either odor or exposure symptoms are present, IMMEDIATELY EVACUATE AND VENTILATE the area. Affected personnel treatment shall be: expose to fresh air; keep warm; DO NOT PERMIT PHYSICAL EXERCISE; if necessary, give artificial respiration as described in FM 4-25.11 and get immediate medical attention. Failure to comply may result in injury or death to personnel.
- **THE BEST DEFENSE AGAINST CARBON MONOXIDE POISONING IS GOOD VENTILATION.**

WARNING

HIGH-PRESSURE HYDRAULIC SYSTEM

- Hydraulic systems can cause serious injuries if high-pressure lines or equipment fails.
- Never work on hydraulic systems or equipment unless there is another person nearby who is familiar with the operation and hazards of the equipment and can give first aid.
- Never disconnect any hydraulic hose or part while the engine is running. Allow several minutes to elapse after shutting off engine, to allow pressure to relieve itself, before attempting to remove hoses. Failure to comply may result in injury to personnel.
- The HET vehicles contain hydraulic systems operating at oil pressures up to 3,000 psi (20 685 kPa). Never disconnect any hydraulic line or fitting without first dropping the pressure to zero. Failure to comply may result in serious injury or death to personnel.

WARNING




ELECTRICAL SYSTEM

- Remove all jewelry, such as rings, ID tags, bracelets, etc. If jewelry or tools contact electrical circuits, a direct short may result. Failure to comply may result in serious injury or death to personnel.

- Do not smoke, use open flame, make sparks or other ignition sources around batteries. A battery giving off gas could explode. Failure to comply may result in serious injury or death to personnel.
- Be careful when working on or with electrical equipment. Do not be misled by the term "low voltage." Voltages as low as 50 volts can cause death. For artificial respiration, refer to FM 4-25.11.
- When working inside the vehicle with power off, be sure to ground every capacitor likely to hold a dangerous voltage potential.
- Never work on electronic equipment unless there is another person nearby who is familiar with the operation and hazards of the equipment.

WARNING



SOLVENT CLEANING COMPOUND

- Solvent cleaning compound MIL-PRF-680 Type II and III may be irritating to the eyes and skin. Use protective gloves and goggles. Use in a well-ventilated area. Use respirator as needed.
- Accidental ingestion can cause irritation of digestive tract and respiratory tract, may cause lung and central nervous system damage. Can be fatal if swallowed. Inhalation of high/massive concentrations can cause coma or be fatal:
 - First aid for ingestion: do not induce vomiting. Seek immediate medical attention.
 - First aid of skin contact: remove contaminated clothing. Wash skin thoroughly with soap and water. If symptoms persist, seek medical attention.
 - First aid for eye contact: flush with water for 15 minutes or until irritation subsides. If symptoms persist, seek medical attention.
 - First aid for inhalation: move to fresh air. If symptoms persist, seek medical attention.
 - If not breathing, provide artificial respiration. Seek immediate medical attention.
- The flashpoint for Type II solvent cleaning compound is 141 to 198°F (61 to 92°C), and Type III is 200 to 241°F (93 to 116°C):
 - Keep away from open flames and other sources of ignition. Failure to comply may result in injury or death to personnel.

- Fire extinguishers should be placed nearby when using solvent cleaning compound. Failure to follow this warning may result in injury or death.
- Improper cleaning methods and use of unauthorized cleaning solvents may injure personnel and damage equipment:
 - Eye shields must be worn when cleaning with a wire brush. Flying rust and metal particles may cause injury.
 - Cloths or rags saturated with solvent cleaning compound must be disposed of IAW authorized facilities' procedures. Failure to follow this warning may result in injury.

WARNING




POLYURETHANE COATING (CARC)

- Eye and hearing protection must be worn at all times when using power tools for grinding, cutting, sawing, and drilling. Failure to do so may result in injury to personnel.
- Chemical Agent Resistant Coating (CARC) paint contains isocyanate which is highly irritating to skin and respiratory system. High concentrations of isocyanate can produce symptoms of itching and reddening of skin, a burning sensation in the throat and nose, and watering of the eyes. In extreme concentrations, isocyanate can cause cough, shortness of breath, pain during respiration, increased sputum production, and chest tightness:
 - First aid for ingestion: do not induce vomiting. Seek immediate medical attention.
 - First aid of skin contact: remove contaminated clothing. Wash skin thoroughly with soap and water. If symptoms persist, seek medical attention.
 - First aid for eye contact: flush with water for 15 minutes or until irritation subsides. If symptoms persist, seek medical attention.
 - First aid for inhalation: move to fresh air. If symptoms persist, seek medical attention.
 - If not breathing, provide artificial respiration. Seek immediate medical attention.
- The following precautions must be taken whenever using CARC paint or performing maintenance on components protected with CARC paint:
 - Protective equipment (gloves, goggles, ventilation mask) must be worn when using CARC paint.

- NEVER cut CARC-coated materials without high-efficiency, air-purifying respirators in use.
- DO NOT grind or sand painted equipment without high-efficiency, air-purifying respirators in use.
- BE AWARE of CARC paint exposure symptoms; symptoms can occur a few days after initial exposure. Seek medical help immediately if symptoms are detected.
- Use only in well-ventilated area. Check with local environmental office for methods and locations approved for painting in accordance with local and state environmental regulations.
- Always use air line respirators when using CARC paint unless air sampling shows exposure to be below standards. Use chemical cartridge respirator if air sampling is below standards.

WARNING



ADHESIVE

- Adhesive, solvents and sealing compounds can burn easily and are harmful causing immediate bonding on contact with eyes, skin, or clothing and gives off harmful vapors.
- If adhesive, solvent, or sealing compound gets on skin or clothing, wash immediately with soap and water.
- If adhesive gets in your eyes, try to keep them open; flush them with water for 15 minutes and get immediate medical attention.
- Wear protective goggles and use in a well-ventilated area.
- Keep away from open fire and use in well-ventilated area to avoid injury or death.

WARNING




FLAMMABLE LIQUID AND COMBUSTIBLE VAPOR

- Gasoline, fuel oil, lubricating oil, grease, paint, paint thinner, cleaning solvents, and other combustible liquids present a serious fire hazard.

- Combustible liquids must ALWAYS be stored in their approved containers and designated compartments or deck storage locations.
- Ensure exhaust and ventilation fans are operating while using cleaning solvents or paint products.
- Never store or charge batteries in a confined space without ventilation or near electrical equipment.
- Fuel is very flammable and can explode easily.
- To avoid serious injury or death, keep fuel away from open fire and keep fire extinguisher within easy reach when working with fuel.
- Do not work on fuel system when engine is hot. Fuel can be ignited by hot engine.
- When working with fuel, post signs that read NO SMOKING WITHIN 50 FEET OF VEHICLE.
- Starting fluid is toxic and flammable. Do not store in cab and do not breathe fumes. Do not puncture or burn containers. Dispose of container following manufacturer's recommendations on the container.
- Never use fuel to clean parts. Fuel is highly flammable. Serious personnel injury could result if fuel ignites during cleaning.
- Ether is very flammable and could explode causing serious injury or death. Keep ether cylinders away from heat and open flame.
- Fuel and oil are slippery and can cause falls. To avoid injury, wipe up spilled fuel or oil with rags.

WARNING



MOVING MACHINERY

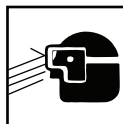
- Use extreme care when operating or working near moving machinery including running engine, rotating shafts, and other moving parts. Failure to comply may result in injury or death to personnel.
- Use extreme care when measuring voltage while engine is running around rotating fan blade and hot engine parts. Failure to comply may result in injury or death to personnel.

WARNING

HEAVY-DUTY WINCH OPERATION

- Avoid quick, jerking winch operation. All personnel must stand clear during winching operations from possible snapping cable or shifting load. Failure to comply may result in injury or death to personnel.
- When hooking up for winching operations, position throat (open part) of hook upward in case overloading straightens out hook. Failure to comply may result in injury or death to personnel.
- The cable drum requires a minimum of five wraps of wire rope (cable) for safety. Failure to comply may result in injury or death to personnel.
- Be careful when handling the winch cable. Ensure cut ends are taped. Ensure cut ends of cable on winch assembly are securely fastened down. Failure to comply may result in injury or death to personnel.
- Always wear leather gloves when handling winch cable. Failure to comply may result in injury or death to personnel.

WARNING



PARTS UNDER PRESSURE

- Wear safety goggles and use caution when removing or installing springs, snap rings, retaining rings, and other parts under spring tension. These parts can act as projectiles. Failure to comply may result in injury or death to personnel.
- The radiator is very hot and pressurized during vehicle operation. Let radiator cool before removing cap. Failure to do so can result in serious burns.
- During pressure tests, ensure air pressure is drained to 0 psi (0 kPa) before taking off any components. If pressure is not released, plates or line could blow off and harm personnel. Do not drain air from tank with any part of body in air spray path. Skin embolisms and/or debris in eyes can occur from released pressure.
- High air pressure may be released from valve stem when valve core is removed. Stay clear of valve stem after core is removed. Ensure all personnel wear suitable eye protection. Failure to comply may result in injury to personnel.

- Stand clear of trajectory area during deflation or personal injury or death may result.
- Lock-ring is under tension. If lock-ring breaks loose it could cause injury to personnel. Keep hands and fingers away from lock-ring when removing.
- Never adjust relief valve so that personnel must stand on strongback to operate latch.
- If there is any residual pressure in tank when relief valve is open, personnel may lose their balance and fall. Failure to comply may result in injury or death to personnel.
- Use extreme care when removing or installing spring retainers. Spring retainers are under tension and can act as projectiles when released suddenly. Ensure proper eye protection is worn to prevent injury to personnel.
- Use extreme care when removing or installing springs. Springs are under tension and can act as projectiles when released. Ensure proper eye protection is worn to prevent injury to personnel. Eye protection is required during all grinding operations. Failure to comply may result in serious injury to personnel.
- Failure to relieve tank pressure may result in sudden, unexpected loss of pressure. Failure to comply may result in personal injury or death.
- Do not remove the radiator cap when the engine is hot, as steam and hot coolant can escape. Failure to comply may result in personal injury or death.

WARNING



HEAVY PARTS

- Any part or component that weighs over 50 lbs (23 kg) must be removed with the aid of an assistant and a lifting device. Failure to comply may result in personal injury or death.
- Utility chains are heavy and difficult to handle. Two personnel are required when handling utility chains. Failure to comply may result in injury to personnel.

WARNING

EXTREME HEAT


If required to remain inside the vehicle during extreme heat, occupants should follow the water intake, work/rest cycle, and other heat stress preventive medicine measures contained in FM 21-10, Field Hygiene and Sanitation.

WARNING

CABLES

- Always wear heavy gloves when handling winch cables; never let cable run through hands. Frayed cables can cut. Failure to comply may result in injury or death to personnel.
- Never operate winch with less than five wraps of cable on winch drum. Frayed cables can cut. Failure to comply may result in injury or death to personnel.

WARNING



LEAD-ACID BATTERIES

- Wear proper eye protection when working around batteries. Failure to comply may result in injury or death to personnel.
- Use extreme care not to short out battery terminals. Remove all jewelry such as rings, ID tags, bracelets, etc. prior to working on or around vehicle. Jewelry and tools can catch on equipment, contact positive electrical circuits, and cause a direct short, severe burns, or electrical shock. Failure to comply may result in injury or death to personnel.
- Batteries produce explosive gases. Do not smoke or use open flame near batteries. Do not allow hot, sparking, or glowing objects near batteries. If batteries are giving off gases, presence of a heat, flame, or spark may cause fire and/or explosion. Failure to comply may result in injury or death to personnel.

- Battery electrolyte is harmful to skin, and eyes. Avoid battery electrolyte contact with skin, eyes, or clothing. If battery electrolyte spills, take immediate action to stop burning effects:
 - External - If battery electrolyte contacts skin, immediately flush effected area with cold running water to remove all acid. Failure to comply may result in injury or death to personnel.
 - Eyes - Immediately flush eyes with cold water for 15 minutes and seek immediate medical attention. **IMPORTANT** - If only one eye is affected, ensure the affected eye is always (during both flushing and transport) kept lower (the lower the better) than unaffected eye. This will help keep affected eye from draining into (and contaminating) the unaffected eye. Failure to comply may result in injury or death to personnel.
 - Internal - Drink large amounts of water or milk. Follow with milk of magnesia, beaten egg, or vegetable oil and seek immediate medical attention. Failure to comply may result in injury or death to personnel.
 - Clothing or vehicle - Immediately flush area with cold water and neutralize battery electrolyte with baking soda or household ammonia solution. Failure to comply may result in injury or death to personnel.

WARNING



CBRN

- CBRN-contaminated air filters must be handled and disposed of only by authorized and trained personnel.
- The unit commander or senior officer in charge of maintenance personnel must ensure that prescribed protective clothing (FM 3-11.4) is used, and prescribed safety measures and decontamination procedures (FM 3-11.5) are followed.
- The local unit SOP is responsible for final disposal of contaminated air filters. Failure to comply may cause severe injury or death to personnel.

WARNING

TIRE OPERATION

- Operating a vehicle with a tire in an overinflated or underinflated condition, or with a questionable defect, may lead to premature tire failure. Ensure tire has proper tire pressure. Failure to comply may result in injury or death to personnel.
- When inflating tires mounted on the vehicle, all personnel must remain out of trajectory of the side ring and lock-ring as shown by the areas indicated. Failure to follow proper procedures may result in serious injury or death to personnel.
- Cracked, broken, bent or otherwise damaged rim components shall not be reworked, welded, brazed, or otherwise heated or damage or personal injury or death may result.
- No heat shall be applied to a multi-piece wheel or wheel component or damage or injury or death may result.
- Failure to place wheel/tire assembly in safety cage prior to initial inflation could result in serious injury or death to personnel.
- When a wheel/tire is in a restraining device, do not rest or lean any part of body or equipment on or against the restraining device, or injury or death could result.
- While changing tires or while performing tire maintenance, stay out of the trajectory path. Failure to comply may result in injury or death to personnel.
- Always use an inflation hose with an in-line gauge and a clip-on chuck when inflating tires. The gauge and valve must be mounted a minimum of 10 feet (3.10 m) away from air chuck.
- High air pressure may be released from valve stem when valve core is removed. Stay clear of valve stem after core is removed. Ensure all personnel wear suitable eye protection. Failure to comply may result in injury to personnel.
- Tire is heavy. Brace tire to ensure tire will not fall over on you or on others.

WARNING

VEHICLE OPERATION

- Speed limits posted on curves reflect speeds that are considered safe for automobiles. Heavy vehicles with a high center of gravity can roll over at these speed limits. Use caution and reduce your speed below

o

the posted limit before entering a curve. Failure to comply may result in vehicle crash and injury to personnel.

- Use caution and reduce your speed below the posted limit before entering a curve. Failure to comply may result in vehicle crash and injury to personnel.
- Always use seatbelts when operating vehicle. Failure to use seatbelt can result in serious injury or death in case of accident.
- Operation at speeds over 15 mph (24 kph) on paved roads can be achieved when the operator determines that the vehicle being towed and the terrain allow safe operation.
- Under no condition can speeds over 35 mph (55 kph) on paved road and 15 mph (24 kph) off-road be allowed. Loss of control can cause serious injury or death. Excessive speed can cause damage to vehicle being towed.

WARNING

BRAKES

- Ensure all personnel are clear from front of vehicle before performing brake stall check. Be ready to apply service brake. Operator must remain in cab while performing this check. Failure to comply could result in personnel injury.
- Never use parking brake for normal braking or wheels will lock up causing severe skid. Skidding vehicle may result in serious personal injury or death.
- Do not use trailer brakes as a parking brake. Trailer brakes may not hold loaded vehicle and trailer on a grade. A runaway vehicle may cause severe personal injury or death.
- Engine must be shut OFF and parking brake set before performing PMCS walk around. Failure to comply may result in injury or death to personnel.

WARNING



BURNS

The exhaust pipe and muffler can become very hot during vehicle operation. Be careful not to touch these parts with bare hands, or allow

body to come in contact with exhaust pipe or muffler. Exhaust system parts can become hot enough to cause serious burns.

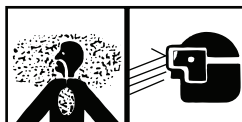
WARNING



HEARING PROTECTION

- Excessive noise levels are present any time the heavy-duty winch or crane is operating.
- Wear single hearing protection (earplugs or equivalent) while working around equipment while it is running. Failure to do so could result in damage to your hearing.
- Seek medical aid should you suspect a hearing problem.
- Personnel hearing can be PERMANENTLY DAMAGED if exposed to constant high noise levels of 85 dB (A) or greater. Wear approved hearing protection devices when working in high noise level areas. Personnel exposed to high noise levels shall participate in a hearing conservation program in accordance with DA PAM 40-501. Hearing loss occurs gradually but becomes permanent over time.

WARNING



COMPRESSED AIR

- Brake shoes may be coated with dust. Breathing this dust may be harmful to your health.
- Do not use compressed air to clean brake shoes. Wear a filter mask approved for use against brake dust. Failure to comply may result in injury or death to personnel.
- Compressed air used for cleaning purposes will not exceed 30 psi (207 kPa).
- Use only with effective chip guarding and personal protective equipment, goggles, shield, and gloves.

- Steam cleaning creates hazardous noise levels and severe burn potential. Eye, skin, and ear protection is required. Failure to comply may result in injury to personnel.
- Face shield must be used by personnel operating spray gun. Failure to comply may result in injury to personnel.

WARNING



ENGINE/TRANSMISSION COMPONENTS

- Ensure engine is cool before performing maintenance. Failure to comply may result in severe burns.
- Use caution when draining hot oil. Oil may burn exposed skin and cause injury to personnel. If injured, seek medical attention immediately.
- Never use magnetic plug in center of engine oil pan to drain oil. Failure to comply may result in injury to personnel and could cause oil to drain on vehicle components.
- When working on a running engine, use caution around rotating parts. Tools, clothing, and hands may get caught causing serious injury or death to personnel.
- Use caution when working near hood mounting bracket that extends beyond firewall. Failure to comply may result in injury to personnel.
- Parking brake must be applied, with transmission range selector and transfer case in neutral before starting DDR cylinder cutout test. Failure to comply may result in vehicle moving unexpectedly and injury to personnel.

WARNING



HAZARDOUS WASTE

- When servicing this vehicle, performing maintenance, or disposing of materials such as engine coolant, transmission fluid, lubricants, batteries, battery acid or CARC paint, consult your Unit/local

hazardous waste disposal center or safety office for local regulatory guidance. If further information is needed, please contact the Army environmental hotline at 1-800-872-3845. Improper disposal of this material may result in damage to environment or injury to personnel.

LIST OF EFFECTIVE PAGES/WORK PACKAGES

NOTE:

Zero in the "Change No." column indicates an original page or work package.

**TOTAL NUMBER OF PAGES FOR FRONT AND REAR
MATTER IS 68 AND TOTAL NUMBER OF WORK
PACKAGES IS 117, CONSISTING OF THE FOLLOWING:**

Dates of issue for the original manual and revision are:

Original 31 MAY 2007 Revision 31 MARCH 2010

Page/WP No.	Change No.	Page/WP No.	Change No.
Front Cover	0	WP 0020 (4 pages)	0
Warning Summary (22 pages)	0	WP 0021 (4 pages)	0
i-xxix	0	WP 0022 (6 pages)	0
Chapter 1 - General Information,	0	WP 0023 (4 pages)	0
Equipment Description, and		WP 0024 (4 pages)	0
Theory of Operation		WP 0025 (4 pages)	0
WP 0001 (16 pages)	0	WP 0026 (10 pages)	0
WP 0002 (20 pages)	0	WP 0027 (6 pages)	0
WP 0003 (2 pages)	0	WP 0028 (4 pages)	0
WP 0004 (6 pages)	0	WP 0029 (2 pages)	0
WP 0005 (12 pages)	0	WP 0030 (4 pages)	0
WP 0006 (4 pages)	0	WP 0031 (2 pages)	0
WP 0007 (2 pages)	0	WP 0032 (4 pages)	0
WP 0008 (4 pages)	0	WP 0033 (4 pages)	0
WP 0009 (6 pages)	0	WP 0034 (14 pages)	0
WP 0010 (4 pages)	0	WP 0035 (18 pages)	0
WP 0011 (4 pages)	0	WP 0036 (8 pages)	0
Chapter 2 - Operator	0	WP 0037 (10 pages)	0
Instructions		WP 0038 (4 pages)	0
WP 0012 (2 pages)	0	WP 0039 (2 pages)	0
WP 0013 (4 pages)	0	WP 0040 (2 pages)	0
WP 0014 (4 pages)	0	WP 0041 (8 pages)	0
WP 0015 (12 pages)	0	WP 0042 (4 pages)	0
WP 0016 (4 pages)	0	WP 0043 (2 pages)	0
WP 0017 (6 pages)	0	WP 0044 (6 pages)	0
WP 0018 (4 pages)	0	WP 0045 (8 pages)	0
WP 0019 (2 pages)	0	WP 0046 (4 pages)	0

A

Page/WP No.	Change No.	Page/WP No.	Change No.
WP 0047 (2 pages)	0	WP 0085 (4 pages)	0
WP 0048 (2 pages)	0	WP 0086 (2 pages)	0
WP 0049 (2 pages)	0	WP 0087 (4 pages)	0
WP 0050 (4 pages)	0	WP 0088 (4 pages)	0
WP 0051 (2 pages)	0	WP 0089 (2 pages)	0
WP 0052 (4 pages)	0	WP 0090 (4 pages)	0
WP 0053 (4 pages)	0	WP 0091 (2 pages)	0
WP 0054 (4 pages)	0	WP 0092 (6 pages)	0
WP 0055 (2 pages)	0	WP 0093 (4 pages)	0
WP 0056 (4 pages)	0	WP 0094 (2 pages)	0
WP 0057 (2 pages)	0	WP 0095 (8 pages)	0
WP 0058 (4 pages)	0	WP 0096 (4 pages)	0
WP 0059 (2 pages)	0	WP 0097 (2 pages)	0
WP 0060 (4 pages)	0	WP 0098 (4 pages)	0
WP 0061 (4 pages)	0	Chapter 4 - Preventive	0
WP 0062 (2 pages)	0	Maintenance Checks and	
WP 0063 (4 pages)	0	Services (PMCS)	
WP 0064 (2 pages)	0	WP 0099 (4 pages)	0
WP 0065 (2 pages)	0	WP 0100 (30 pages)	0
WP 0066 (2 pages)	0	WP 0101 (8 pages)	0
WP 0067 (2 pages)	0	WP 0102 (34 pages)	0
WP 0068 (4 pages)	0	WP 0103 (60 pages)	0
WP 0069 (6 pages)	0	WP 0104 (10 pages)	0
WP 0070 (18 pages)	0	WP 0105 (34 pages)	0
WP 0071 (6 pages)	0	Chapter 5 - Maintenance	0
WP 0072 (4 pages)	0	Instructions	
WP 0073 (4 pages)	0	WP 0106 (18 pages)	0
WP 0074 (6 pages)	0	WP 0107 (4 pages)	0
WP 0075 (6 pages)	0	WP 0108 (28 pages)	0
WP 0076 (8 pages)	0	WP 0109 (10 pages)	0
WP 0077 (6 pages)	0	WP 0110 (2 pages)	0
WP 0078 (4 pages)	0	WP 0111 (4 pages)	0
WP 0079 (4 pages)	0	WP 0112 (4 pages)	0
WP 0080 (6 pages)	0	Chapter 6 - Supporting	0
WP 0081 (2 pages)	0	Information	
WP 0082 (8 pages)	0	WP 0113 (6 pages)	0
WP 0083 (6 pages)	0	WP 0114 (24 pages)	0
Chapter 3 - Troubleshooting	0	WP 0115 (4 pages)	0
Instructions		WP 0116 (8 pages)	0
WP 0084 (8 pages)	0	WP 0117 (6 pages)	0

**HEADQUARTERS
DEPARTMENT OF THE ARMY
WASHINGTON, D.C., 31 MARCH 2010**

**TECHNICAL MANUAL
OPERATOR'S MANUAL
TRUCK, TRACTOR, 8X8, M1070
NSN 2320-01-318-9902**

Current as of 31 March 2010

REPORTING ERRORS AND RECOMMENDING IMPROVEMENTS

You can help improve this publication. If you find any errors, or if you would like to recommend any improvements to the procedures in this publication, please let us know. The preferred method is to submit your DA Form 2028 (Recommended Changes to Publications and Blank Forms) through the Internet, on the Army Electronic Product Support (AEPS) website. The Internet address is <https://aeps.ria.army.mil>. The DA Form 2028 is located under the Public Applications section in the AEPS Public Home Page. Fill out the form and click on SUBMIT. Using this form on the AEPS will enable us to respond quicker to your comments and better manage the DA Form 2028 program. You may also mail, e-mail, or fax your comments or DA Form 2028 directly to the U.S. Army TACOM Life Cycle Management Command. The postal mail address is U.S. Army TACOM Life Cycle Management Command, ATTN: AMSTA-LC-LMPP / TECH PUBS, 1 Rock Island Arsenal, Rock Island, IL 61299-7630. The e-mail address is tacomlcmc.daform2028@us.army.mil. The fax number is DSN 793-0726 or Commercial (309) 782-0726.

*TM 9-2320-360-10, dated 31 March 2010, supersedes TM 9-2320-360-10, dated 31 May 2007.
DISTRIBUTION STATEMENT A - Approved for public release; distribution is unlimited.